

# Investment Strategy Update #117

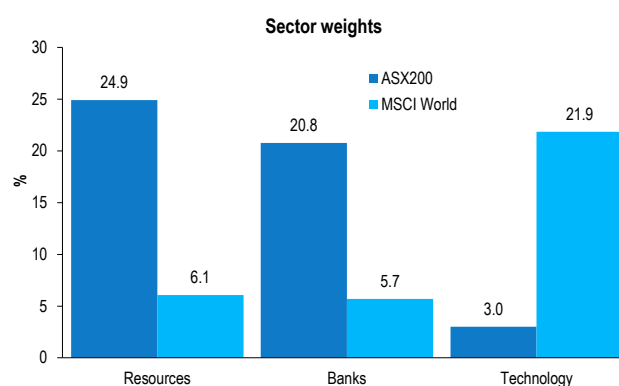
## Australian equities: Headwinds are set to intensify

- We remain underweight Australian equities. On a risk adjusted basis we expect the market to underperform bonds and cash on a 6-month basis.
- We do not think a more appealing relative outlook will be enough to see the equity market outperform more defensive orientated assets against a backdrop where most risks are skewed to the downside.
- While there is a desire to look through weakness and to position for the other side of the inflation fight, we caution against this strategy. Unless valuations are cheap enough to cushion additional macro disappointment or downside risks begin to dissipate, then equities will remain vulnerable to further profit taking.
- We think avoiding recession is insufficient to get bullish when earnings expectations remain stubbornly high and valuations above recession-like levels. In fact, despite PE's declining by 6 points YTD, the ASX200 still trades more expensively than during 98% of the time prior to the pandemic. This is too high in our view.
- Historically there is a close correlation between leading economic indicators and earnings growth. With LEI's now in retreat, we expect further falls in earnings to undermine valuations. In fact, if earnings were to decline by the average level during a recession, then the ASX200 is trading on 23x. This is expensive even in a (lower) bond yield environment.

### Recent outperformance drivers are now firmly in reverse

The local market strongly outperformed global equities YTD due in large part to the sector composition with a relatively high weight in outperforming resources but low weight in underperforming technology. However, over the past few months, a number of the positive tailwinds have been working in reverse especially energy and commodities which have seen rapid corrections in spot prices.

### A fortunate sector composition helped YTD performance



Source: Factset, MWM Research, September 2022

Going forward we think there are 5 key drags that will weight on equity performance:

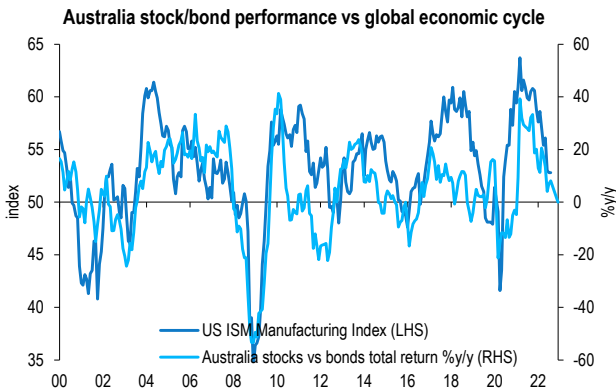
### 1. Weaker economic growth

Consecutive rate hikes through 2H22 will pressure the consumer/housing as well as business investment and hiring, which will increasingly show up in company earnings and guidance. Australia is likely once again following the US, with a lag, and significant job cuts will feature over the next 12 months.

Australia is expected to avoid recession, but growth will slow meaningfully into 2023. Macquarie is forecasting the cash rate to peak at 3.35% (currently at 2.35%) in early 2023 but this will be data dependent and the sensitivity of the housing market to recent rate hikes suggests policy tightening is already impacting some rate sensitive areas, with more to come as the transmission mechanism works with a lag.

The Australian consumer is highly leveraged to RBA rate hikes with most mortgages variable or at best fixed for several years (versus 30 years for US mortgages). We expect to see large downgrades for rate/housing sensitive areas of the market as rate hikes begin to bite.

**Australian stocks to underperform bonds as economy weakens**



Source: Factset, MWM Research, September 2022

**2. Rising earnings pressure**

We see earnings risks to increase as rate hikes reduce consumption, rising costs pressure margins and cooling demand impacts revenue growth. Twelve-month forward earnings growth for the ASX200 of +5% (ex-resources = +12%) looks unrealistic and under a recession scenario could fall 10-20%.

Historically earnings have fallen around 18% during recessions (see Investment Strategy Update #104: The anatomy of an equity bear market).

**Earnings downgrades coming**



Source: Factset, MWM Research, September 2022

**3. Valuations not cheap enough**

Valuations have retraced from peak levels but are not 'outright cheap' with the S&P/ASX 200 ex-resources trading on a P/E of 17x forward earnings. Australian equities are not priced for recession. They are priced for higher bond yields and a moderate growth slowdown, but valuations have not reached bear market lows and earnings expectations are too optimistic. With earnings likely to fall imminently, this makes valuations even higher than they first appear.

**Equity market valuations not cheap enough**

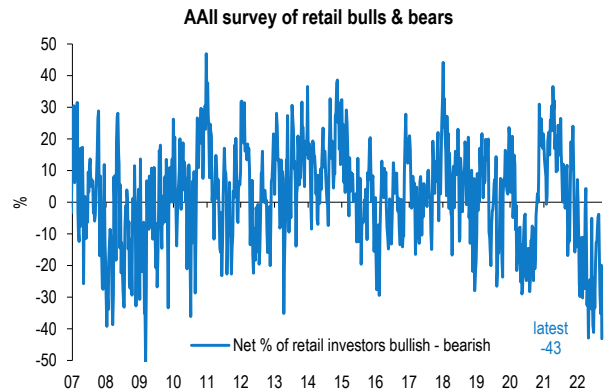


Source: Factset, MWM Research, September 2022

**4. Deteriorating sentiment towards equities**

Sentiment towards equities has plunged to levels not seen since the GFC. While this *could* be interpreted from a contrarian point of view as a positive, this deteriorating sentiment could be a negative as it may portend a "loss of faith" in equities, which had previously been the beneficiary of TINA (There Is No Alternative). Given how aggressive flows were to equities as a result of this TINA trade, an extended unwind of this trade could weigh on equities for a while.

**Retail investor sentiment towards equities has plunged**

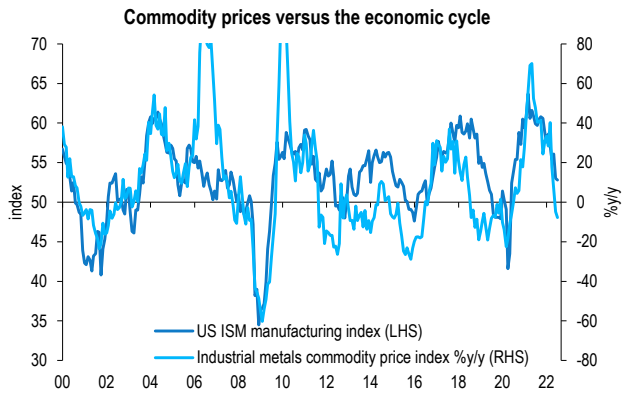


Source: Factset, MWM Research, September 2022

**5. Commodities to struggle**

Commodities will remain under pressure in the near term from a weakening global economy and the worst Chinese property sector downturn in living memory. A more aggressive pro-growth policy push by the Chinese authorities could potentially spark a commodity rally although to date the authorities have only announced policies aimed at curbing extreme downside.

### Slowing global economy to weigh on commodities



Source: Factset, MWM Research, September 2022

### Macquarie WM Investment Strategy Team

---

Investment Strategy Update #117 was finalised on 28 September 2022.

**Recommendation definitions (Macquarie Australia/New Zealand)**

**Outperform** – return >3% in excess of benchmark return

**Neutral** – return within 3% of benchmark return

**Underperform** – return >3% below benchmark return

The analyst(s) responsible for the preparation of this research receives compensation based on overall revenues of Macquarie Group Limited (ABN 94 122 169 279 AFSL 318062) ("MGL") and its related entities (the "Macquarie Group", "MGL", "We" or "Us"). No part of the compensation of the analyst(s) was, is or will be directly or indirectly related to the inclusion of specific recommendations or views in this research.

This research has been issued and is distributed in Australia by Macquarie Equities Limited (ABN 41 002 574 923 AFSL 237504) ("MEL" or "We"), a Participant of the ASX. MEL is not an authorised deposit-taking institution for the purposes of the Banking Act 1959 (Cth), and MEL's obligations do not represent deposits or other liabilities of Macquarie Bank Limited (ABN 46 008 583 542). Macquarie Bank Limited does not guarantee or otherwise provide assurance in respect of the obligations of MEL.

This research contains general advice and does not take account of your objectives, financial situation or needs. Before acting on this general advice, you should consider if it is appropriate for you. We recommend you obtain financial, legal and taxation advice before making any financial investment decision. Past performance is not a reliable indicator of future performance. You should consider all factors and risks before making a decision. Please refer to MEL's Financial Services Guide (FSG) for more information at <https://www.macquarie.com.au/advisers/financial-services-guide.html>.

This research has been prepared for the use of the clients of the Macquarie Group and must not be copied, either in whole or in part, or distributed to any other person. If you are not the intended recipient, you must not use or disclose this research in any way. If you received it in error, please tell us immediately by return e-mail and delete the document. We do not guarantee the integrity of any links, e-mails or attached files and are not responsible for any changes made to them by any other person. Nothing in this research shall be construed as a solicitation to buy or sell any security or product, or to engage in or refrain from engaging in any transaction. This research is based on information obtained from sources believed to be reliable, but We do not make any representation or warranty that it is accurate, complete or up to date. We accept no obligation to correct or update the information or opinions in it. Opinions expressed are subject to change without notice. We accept no liability whatsoever for any direct, indirect, consequential or other loss arising from any use of this research and/or further communication in relation to this research. The Macquarie Group produces a variety of research products, recommendations contained in one type of research product may differ from recommendations contained in other types of research.

The Macquarie Group has established and implemented a conflicts policy at group level, which may be revised and updated from time to time, pursuant to regulatory requirements, which sets out how we must seek to identify and manage all material conflicts of interest. The Macquarie Group, its officers and employees may have conflicting roles in the financial products referred to in this research and, as such, may affect transactions which are not consistent with the recommendations (if any) in this research. The Macquarie Group may receive fees, brokerage or commissions for acting in those capacities and the reader should assume that this is the case. The Macquarie Group's employees or officers may provide oral or written opinions to its clients which are contrary to the opinions expressed in this research.

The offer document for AMP Capital Core Infrastructure Fund is issued by AMP Capital Funds Management Limited, ABN 15 159 557 721, AFSL 426455 and the PDS can be obtained from the website <https://www.ampcapital.com>. Investors should obtain a copy of, and consider the offer document before making any financial investment decision.

The offer document for Macquarie Private Infrastructure Fund is issued by Macquarie Specialist Investment Management Limited, ABN 84 086 438 995, AFSL 229916. Investors should obtain a copy of, and consider the offer document before making any financial investment decision.

Important disclosure information regarding the subject companies covered in this report is available at [macquarie.com/disclosures](https://www.macquarie.com/disclosures).

© 2022 Macquarie Group. All rights reserved

---