
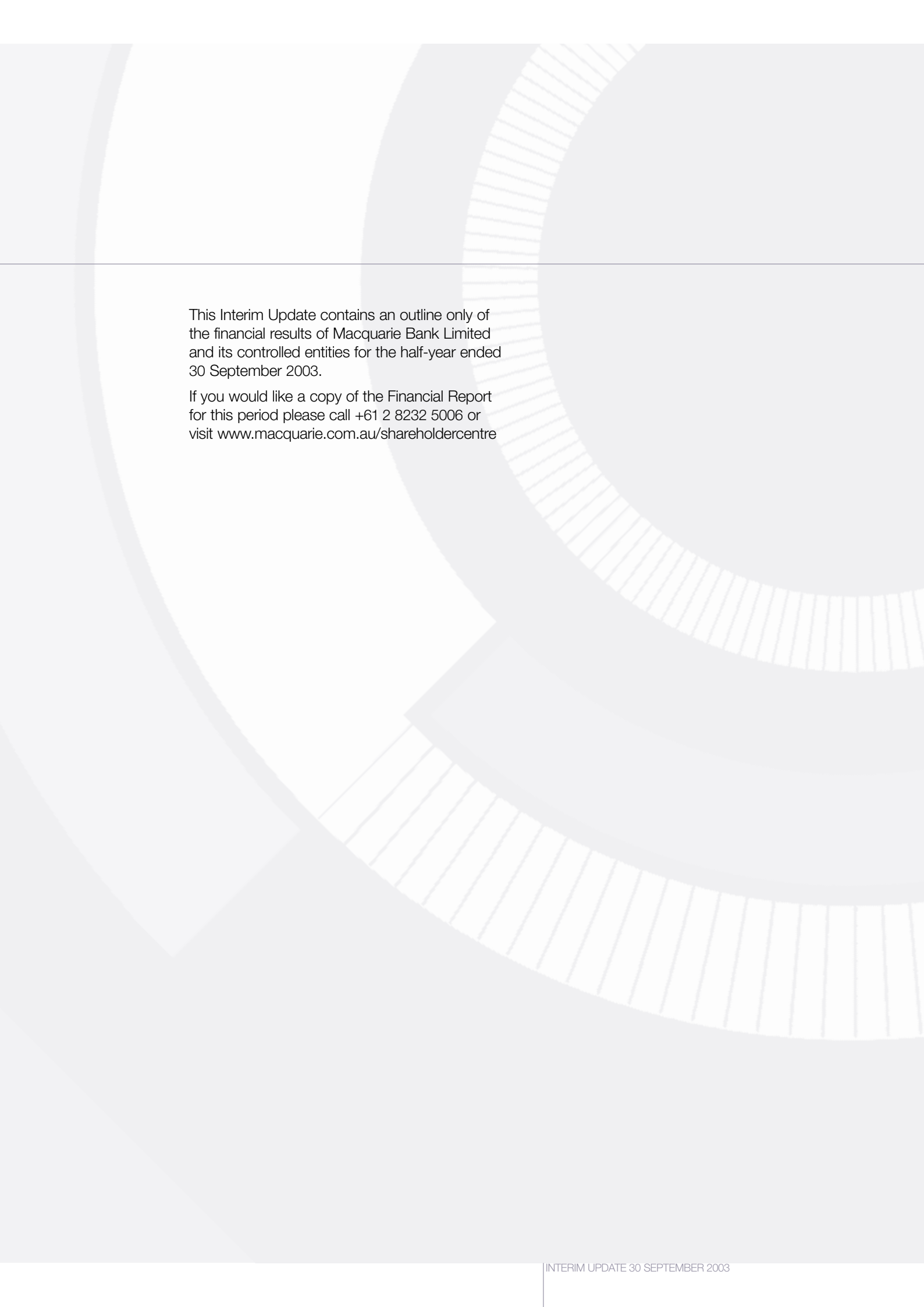


MACQUARIE BANK LIMITED
INTERIM UPDATE 30 SEPTEMBER 2003



MACQUARIE
BANK

The background of the page features a large, abstract graphic composed of several overlapping circles and arcs. One prominent circle is filled with a fine, light-colored grid pattern. The other circles are solid light gray. The overall effect is a modern, geometric design.

This Interim Update contains an outline only of the financial results of Macquarie Bank Limited and its controlled entities for the half-year ended 30 September 2003.

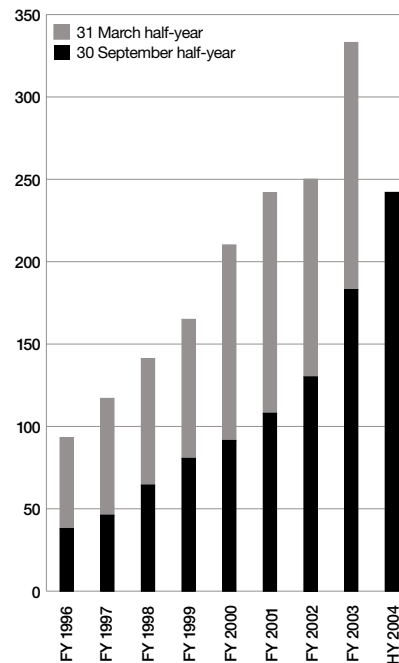
If you would like a copy of the Financial Report for this period please call +61 2 8232 5006 or visit www.macquarie.com.au/shareholdercentre

The Macquarie Bank Group (the Bank, Macquarie) delivered another record result in the half-year to 30 September 2003. Consolidated after-tax profit attributable to ordinary equity holders increased 32 per cent to \$242 million and consolidated pre-tax profit attributable to ordinary equity holders increased 27 per cent to \$318 million compared to the prior corresponding period. Earnings per share increased 27 per cent on the prior corresponding period to 116.2 cents for the half-year ended 30 September 2003. The annualised return on average ordinary shareholders' funds was 23.2 per cent.

The result reflects the strength and diversity of the Bank's businesses with the Bank benefiting from an improvement in equity markets and from its policy of continuing to invest through the business cycle. It was also underpinned by a strong rise in international income, which comprised 32 per cent of the Bank's total income (excluding earnings on capital) for the period, up from 22 per cent in the prior corresponding period, notwithstanding the strength of the Australian dollar against the US dollar.

Total operating income rose by 20 per cent on the half-year ended 30 September 2002* to \$1.2 billion with trading, fee and commission, interest and other income all up on the prior corresponding period. Fee and commission income contributed approximately 60 per cent of income, and increased 6 per cent on the prior corresponding period, while trading income rose by 2 per cent, contributing 19 per cent of the Bank's operating income. Net interest income rose by 8 per cent, contributing 12 per cent of operating income. Other operating income, including asset realisations mentioned elsewhere in this document, accounted for 9 per cent of operating income.

Reported net profit attributable to ordinary equity holders
(\$million)



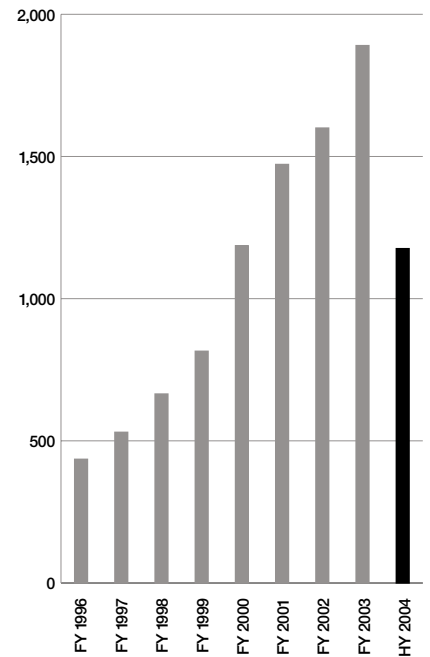
*Excluding transmission income for the four-and-a-half months in the prior corresponding period when the Bank held the Broadcast Australia assets on its balance sheet.

Results continued

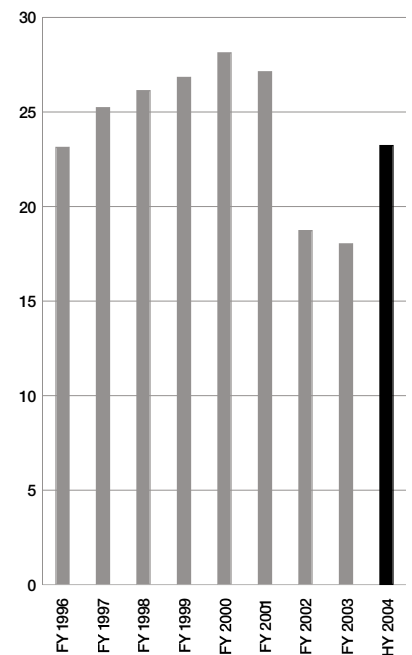
The growth in operating income combined with continuing cost management initiatives helped reduce the expense to income ratio from 73.0 per cent in the half-year ended 30 September 2002 to 71.4 per cent. The Bank also remains strongly capitalised with a Tier 1 capital ratio of 18.5 per cent, which provides the ability to both support business initiatives and maintain good credit ratings.

The result was achieved in an environment influenced by strengthening equity markets and renewed confidence in the corporate sector, resulting in a diverse range and number of transactions. The period saw the progress of a number of international infrastructure opportunities such as the establishment of Macquarie Essential Assets Partnership (MEAP), a Canadian fund investing in North American utility assets. More recently in October, acquisitions of the UK water utility, South East Water, and the Stockholm airport express train, Arlanda Express, as the seed assets for the proposed Macquarie European Infrastructure Fund (MEIF) took place.

Net income
(\$million)



Return on average ordinary equity holders' funds
(%pa)



Consolidated group profit

Half-year to 30 September	2003 \$M	2002* \$M	Change
Total operating income	1,176	983	20%
Total operating expenses	(840)	(718)	17%
Profit before income tax	336	265	27%
Income tax expense	(78)	(67)	16%
Net profit after tax	258	198	30%
Outside equity interests	(3)	(1)	
Macquarie Income Securities distribution	(13)	(14)	
Profit attributable to ordinary equity holders	242	183	32%
	Cents	Cents	Change
Basic earnings per share	116.2	91.3	27%
Diluted earnings per share	114.4	89.4	28%

* Adjusted to exclude Broadcast Australia transmission income and operating expenses for the holding period from 2 April 2002 to 12 August 2002.

Summarised statement of financial position and capital adequacy

2003	30 Sep 2003 \$M	31 Mar 2002 \$M	30 Sep \$M
Total assets	36,802	32,462	32,475
Total liabilities	33,461	29,877	29,873
Total equity attributable to equity holders of Macquarie Bank Limited	2,757	2,187	2,204
Outside equity interests in controlled entities	584	398	398
Total equity	3,341	2,585	2,602
Tier 1 capital	2,227	1,902	1,871
Total capital	2,690	2,147	1,903
Risk weighted assets	12,043	10,030	12,074
Tier 1 ratio (%)	18.5	19.0	15.5
Capital adequacy ratio (%)	22.3	21.4	15.8

All six major business Groups made solid contributions to the record result. The contributions of the individual Groups are highlighted in the table below.

The **Investment Banking Group** recorded an excellent overall performance, well up on the prior corresponding period.

The strong contribution from **Corporate Finance** was substantially up on the prior corresponding period. There was increased activity in the Australian market, particularly in equity markets and to a lesser extent in mergers and acquisitions (M&A), across the industry groups. M&A advisory roles included:

- advising Alinta and AMP managed funds on the acquisition of United Energy, Multinet and an interest in Alinta networks
- advising BankWest on the acquisition by HBOS of the remaining 43 per cent minority interest in BankWest
- advising AWB on its acquisition of Landmark from Wesfarmers
- advising East African Gold Mines on its acquisition by Placer Dome.

Equity capital markets' roles included the Promina initial public offering (IPO), the POWERS Trust capital raising and placements for AWB and Macquarie Goodman Industrial Trust.

Corporate Finance continued its global infrastructure strategy including:

- establishment of MEAP in Canada, seeded with the electricity transmission business Altalink. Initial commitments in this fund now total approximately \$285 million
- Korean Road Infrastructure Fund's (KRIF) second close. Commitments in this fund now total approximately \$465 million.

Active management of the operating assets in Macquarie Infrastructure Group, Macquarie Airports and Macquarie Communications Infrastructure Group resulted in increased earnings before interest, taxation, depreciation and amortisation for these companies for the 12 months to 30 June 2003 of 11 per cent, 16 per cent and 24 per cent respectively.

	1H 2004	FY 2003	1H 2003
Relative contribution to profit			
Corporate Finance (including Infrastructure and Specialised Funds)	40%	32%	31%
Financial Products (including Cross-border Leasing)	7%	6%	10%
Other (including Institutional Broking, Macquarie Capital)	11%	11%	10%
Total Investment Banking	58%	49%	51%
Treasury and Commodities	19%	23%	25%
Banking and Property	11%	18%	18%
Equity Markets	8%	5%	3%
Financial Services	4%	2%	1%
Funds Management	1%	2%	2%
Direct Investment	-1%	1%	0%

Financial Products' contribution was lower than in the prior corresponding period due to transaction timing and difficult conditions in the cross-border leasing market. New domestic retail funds, including the Australian Forestry Product, second Fusion Fund and second Macquarie Nine Film Fund were launched while the US loan management business Four Corners received four new mandates.

Institutional Stockbroking's contribution to profit in improved equity markets was well up on the prior corresponding period, with secondary market brokerage and issuance fees strong contributors.

Macquarie Capital's growth in asset-based leasing volumes continued with a 13 per cent increase to \$2.6 billion from 31 March 2003.

The Group's pipeline is strong, particularly in advisory and underwriting roles. The global infrastructure business will continue to grow via both the establishment of new funds, such as the proposed MEIF and the addition of new assets to existing funds. Further raisings for KRIF and MEAP are anticipated, and the launch of two new funds, Global Infrastructure Fund II and the African Infrastructure Investment Fund, is expected. Overall the Group expects the full-year profit to be well up on last year.

The overall contribution from **Treasury and Commodities Group** was up on the prior corresponding period in mixed market conditions. While transaction volumes and general volatility have been satisfactory, stronger equity markets and higher commodity prices have reduced corporate debt and hedging requirements in some markets.

The contribution from **Metals and Mining**, including the \$37.5 million profit on the realisation of the East African Gold Mines investment and a positive contribution from the energy capital business, was well up on the prior corresponding period. **Foreign Exchange** and **Debt Markets** continued to perform well, however their contributions were marginally lower than the strong contributions in the prior corresponding period.

Futures' contribution was down on the prior corresponding period due to lower margins and the stronger exchange rate.

Treasury's result was lower than its strong prior corresponding period performance, reflecting the less volatile interest rate environment. Less liquidity and volatility in agricultural commodity markets, together with reduced hedging requirements resulting from stronger sugar prices, resulted in a significantly lower contribution from **Agricultural Commodities**. The new division, **Energy Markets** made a positive contribution.

The outlook for the Group overall is for continued strong domestic business performance with offshore growth driven by commodity businesses, particularly the new London-based commodity derivatives alliance with The Royal Bank of Scotland.

Review of operations continued

The **Banking and Property Group's** contribution in the half was less than the record result in the prior corresponding period mainly due to the timing of transactions in the Property business. The funds under management of **Macquarie Property** and its associates increased 28 per cent to \$9.2 billion from 31 March 2003. Strong revenues were derived from property financing developments. The quality of Macquarie Property's research was acknowledged with an Award for Excellence at the Australian Property Institute 2003 Awards.

The Australian mortgage portfolio grew 9 per cent to more than \$10 billion, with record settlements, up 39 per cent on the prior corresponding period. However, the overall contribution from **Mortgages** was down as investment in international growth continued. **Margin Lending** was up on an increased margin loan portfolio. **Banking** was slightly down on a strong prior corresponding period but it continued to pursue expansion of its client base through the launch of new products and services. **Golf and Leisure** also continued to grow and is progressively realising some of its longer-term investments.

While the Australian property market remains relatively strong, softening in some sectors is expected. The Group will maintain its long-standing conservative credit policies and a well secured development portfolio. It will continue its strategy of selective growth in domestic and international niche markets and is well positioned for the medium-term.

The **Equity Markets Group's** contribution was significantly up on the prior corresponding period in improved global equity markets, with all major businesses performing well against a backdrop of improving global equity markets.

Hong Kong's improved profits reflect increased equity market activity. Stronger market positions were established in both the warrants and the unlisted equity linked note markets. New revenue streams were also created in higher-margin structured products.

Australia was again a strong contributor, though slightly down on the prior corresponding period due primarily to lower warrant volumes. Leading warrant market share was nevertheless maintained and revenue was further diversified through increased unlisted product sales.

The result from the new **South African** equity derivatives business alliance with Nedcor exceeded the result in the prior corresponding period from the previous business alliance. In **Korea**, the Group's new business alliance with Woori Bank commenced trading on schedule in September and initial business prospects look promising. The **Japanese** business was profitable as the market commenced its recovery, and the restructured European business, renamed **International Structuring**, also moved into profitability. Difficult conditions in **Brazil** resulted in a flat result for the period. The recently established Sydney-based **International Trading Desk**, focusing on global trading and risk management, produced a good contribution in its first full six months of operation as a result of significant growth in the sale of US risk products to Asian investors.

The Group continues to be leveraged to global equity markets. The Korean business alliance is expected to be profitable within 12 months and the Group has a growing focus on the US.

Benefiting from the improvement in equity markets, the contribution from **Financial Services Group** exceeded plans and was significantly up on the prior corresponding period.

Macquarie Adviser Services was voted Best Master Trust/Wrap Provider and Best Fund Manager in the *ASSIRT* 2003 Service Level Awards as well as the *Investorweb Research* Superannuation Manager of the Year for the second successive year. It was also named *Global Fund News'* Leading Distributor

of the Year. Assets under administration in the Wrap administrative service increased 22 per cent to \$7.7 billion and funds under management in the Macquarie Cash Management Trust increased 6 per cent to \$9.3 billion.

Macquarie Financial Services, which provides advisory services to direct clients, made a major contribution to the Group's success, taking advantage of a substantial improvement in market conditions and leveraging a growth in adviser numbers with the addition of 60 new advisers in broking and wealth management.

The Group's outlook continues to be positive as it expands its operations in New Zealand and continues to take a strategic, relationship-based approach to financial services in Australia. Continued growth in the Wrap platform is expected and improving equity markets will provide better conditions for advisory and broker services. The Group is confident of increasing its profit contribution over the medium and long-term.

The **Funds Management Group's** contribution was marginally up on the prior corresponding period. Total funds under management increased by 8 per cent to \$33.1 billion, with strong growth in international funds under management and good inflows into cash, fixed interest, currency and listed property funds.

The Group moved all its equities funds into its proven Style Neutral approach, with broad support from consultants and researchers. As investors sought lower-risk investments with rewarding returns, two new equities funds were launched: the Macquarie Australian Market Neutral Fund and the Macquarie Long-Short Equitised Fund.

The van Eyk Blueprint funds, developed this year with leading researcher van Eyk Research to offer a range of pre-blended, multi-manager investments, are gaining a significant presence within master funds and dealer groups.

The Group's operations in Asia were expanded with the acquisition of a 40 per cent stake in United Securities Investment Trust Corporation in Taiwan. Total funds under management in Asia grew by 53 per cent to \$6.6 billion. Further growth in Asian joint ventures is anticipated. The Group has positive medium to long-term prospects and will be developing higher-margin products from existing capabilities.

Direct Investment reported a small loss for the period due principally to provisions being made against the loan to Nardell Coal, which was placed in receivership in February 2003. These provisions were substantially offset by the gain on the sale of businesses of houseware manufacturer Sabco. Agreement has now been reached on the sale of Nardell Coal's assets and no further provisions are expected.

Despite the disappointing outcome on Nardell, the majority of investee companies performed well over the period.

The improving markets provide opportunities for realisations and float preparations are advancing for a number of investments, with realisations expected before the end of the year. One investee company, JB Hi-Fi, floated on the Australian Stock Exchange in October 2003. Other realisations via IPO and trade sale are expected in the December quarter. Overall, the Division is anticipating a good profit for the year and expects to make substantial returns to its fund investors in the near term.

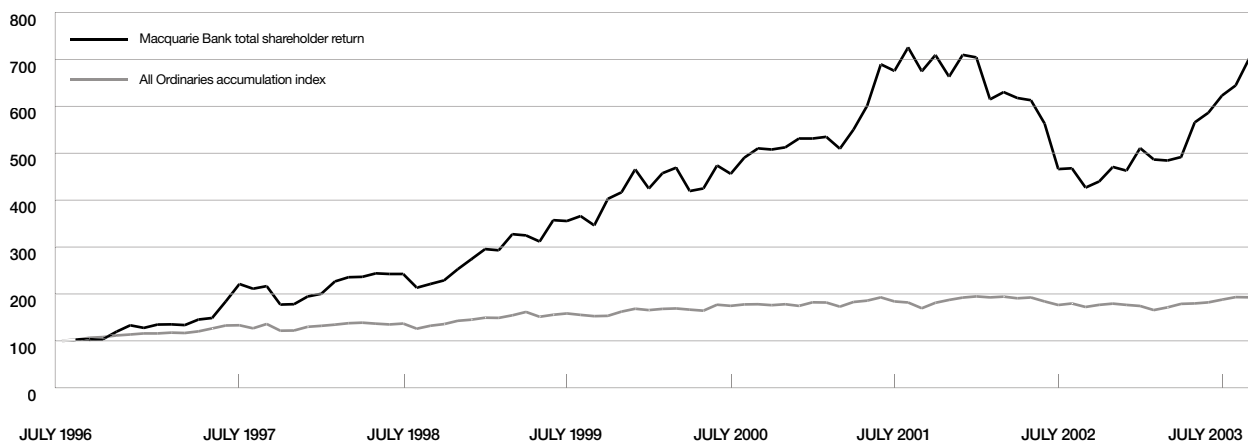
Long-term performance

Macquarie has continued to deliver strong earnings growth over the long-term. This strong earnings growth has translated into total shareholder returns of approximately 600 per cent for the period since the listing of the Bank's shares in July 1996 until 30 September 2003, as seen in the graph below. This compares very favourably with the returns generated by the other top 50 Australian listed companies over this period (average total shareholder return of approximately 107 per cent).

During the period the Bank's share price continued to strengthen and has returned to the levels at which the Bank undertook the capital raising in September 2001.

The consistently strong results produced by the Bank can be attributed to the continued implementation of strategies focusing on areas where we can add special value, developing annuity income streams and continuing to develop, through the cycle, a portfolio of businesses providing income diversity.

Macquarie total shareholder return versus the All Ordinaries accumulation index



Indexed to 100 in July 1996, data current to 30 September 2003

Ratings

	Short-term	Long-term
Fitch Ratings	F1	A+
Moody's Investors Service	P1	A2
Standard & Poor's	A1	A

At 30 September 2003

The Bank has declared an interim dividend for the half-year to 30 September 2003 of 52 cents per share, up from the 41 cents per share interim dividend in the prior corresponding period and equal to last year's final dividend. The interim dividend will be franked to 90 per cent. This significant increase in the interim dividend is in accordance with the revised ordinary dividend policy announced in May this year and recognises the change in the pattern of the Bank's earnings between its first and second half reporting periods.

The 52 cent interim dividend represents a dividend payout ratio of 46.3 per cent of first half earnings. The full-year payout ratio is still expected to be in the range of 50 – 60 per cent as previously advised. Dividends are expected to remain at least 80 per cent franked in the medium-term.

In respect of the Bank's Dividend Reinvestment Plan, shareholders have recently been advised that, having regard to current market practice and the Bank's strong capital position, a discount to the prevailing market price will no longer be offered (previously a discount of 2.5 per cent applied).

During the period, the Bank also advised the early conversion of its Converting Preference Shares (CPS). The 1.5 million CPS on issue were converted to ordinary shares on 25 September 2003. A final fully-franked dividend on the CPS was paid on the date of conversion.

At the same time, the Bank also advised that it would undertake an on-market buy-back of the number of ordinary shares resulting from conversion of the CPS. As a result, a buy-back of approximately 4.9 million ordinary shares commenced after the conversion date and is expected to be completed by 6 August 2004.

Current domestic market conditions are exceptionally favourable and international market conditions are favourable, with high volumes in most markets. There is also markedly improved investor confidence, improving corporate confidence and continuing good credit quality.

In the current year, the Bank expects to continue to benefit from these positive conditions and anticipates the second half will be significantly up on the prior corresponding period, but, as usual, below the first half due to the timing of performance fees.

Over the medium-term, Macquarie expects to benefit from growth initiatives across our businesses and international growth is expected to continue. However, the Bank will continue to be influenced by market conditions and therefore caution should be exercised in extrapolating from the current year.

