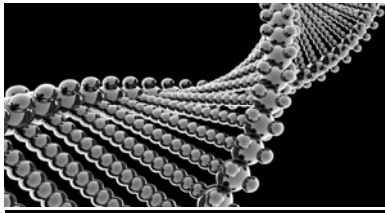


Income Instalments 30 June 2010 Closing Prices



ASX Code	Instalment Value	Outstanding Loan Amount	Maturity Date	Underlying Share	Underlying Share Price
AEJIMG	\$0.0000	\$1.4882	30 June 2010	AEJ	\$0.05
AGKIMG	\$6.3655	\$8.3345	30 June 2010	AGK	\$14.70
AIOIMG	\$0.6200	\$1.0000	30 June 2010	AIO	\$1.62
ALLIMG	\$0.6600	\$3.0000	30 June 2010	ALL	\$3.66
AMPIMG	\$0.0000	\$5.9533	30 June 2010	AMP	\$5.21
ANZIMG	\$3.2300	\$17.8600	30 June 2010	ANZ	\$21.61
APAJMG	\$1.1887	\$2.3813	30 June 2010	APA	\$3.60
ASXIMG	\$0.0000	\$34.5293	30 June 2010	ASX	\$29.16
AWBJMG	\$0.0000	\$1.3934	30 June 2010	AWB	\$0.92
AWCIMG	\$0.3250	\$1.2000	30 June 2010	AWC	\$1.53
BBGIMG	\$0.7400	\$8.0000	30 June 2010	BBG	\$8.74
BENIMG	\$0.0000	\$8.8395	30 June 2010	BEN	\$8.18
BHPIMG	\$6.9834	\$29.7666	30 June 2010	BHP	\$37.65
BLYIMG	\$0.0000	\$11.0200	30 June 2010	BLY	\$2.85
BOQIMG	\$3.4700	\$7.0000	30 June 2010	BOQ	\$10.47
BSLIMG	\$0.0000	\$6.3193	30 June 2010	BSL	\$2.10
BXBIMG	\$0.0000	\$7.1440	30 June 2010	BXB	\$5.46
CBAIMG	\$12.4954	\$35.1246	30 June 2010	CBA	\$48.64
CCLIMG	\$4.4600	\$7.5000	30 June 2010	CCL	\$11.96
CEUIMG	\$0.0000	\$0.9937	30 June 2010	CEU	\$0.38
CGFIMG	\$1.5200	\$2.0000	30 June 2010	CGF	\$3.52
CMJIMG	\$1.1800	\$2.0000	30 June 2010	CMJ	\$3.18
COHIMG	\$28.4794	\$45.8406	30 June 2010	COH	\$74.32
CPUIMG	\$5.2520	\$5.3580	30 June 2010	CPU	\$10.61
CQOIMG	\$0.0000	\$0.5953	30 June 2010	CQO	\$0.25
CSLIMG	\$8.2667	\$23.8133	30 June 2010	CSL	\$32.58
CSRIMG	\$0.0000	\$2.0438	30 June 2010	CSR	\$1.68
CTXIMG	\$0.0000	\$11.3112	30 June 2010	CTX	\$9.44
CWNIMG	\$2.2700	\$5.5000	30 June 2010	CWN	\$7.77
DJSIMG	\$0.3100	\$4.0000	30 June 2010	DJS	\$4.31
DOWIMG	\$0.0280	\$3.5720	30 June 2010	DOW	\$3.60
DUEIMG	\$0.0000	\$2.3302	30 June 2010	DUE	\$1.62
EHLIMG	\$0.0000	\$0.5953	30 June 2010	EHL	\$0.58
ELDIMG	\$0.0000	\$14.8820	30 June 2010	ELD	\$0.39
FGLIMG	\$1.4000	\$4.2500	30 June 2010	FGL	\$5.65
FMGIMG	\$0.0000	\$4.1673	30 June 2010	FMG	\$4.12
FXJIMG	\$0.0000	\$2.5627	30 June 2010	FXJ	\$1.32
GFFIMG	\$0.1544	\$1.1906	30 June 2010	GFF	\$1.35
GNSIMG	\$0.0000	\$2.3669	30 June 2010	GNS	\$0.61
GPTIMG	\$0.0000	\$10.6250	30 June 2010	GPT	\$2.81
IAGIMG	\$1.1600	\$2.2500	30 June 2010	IAG	\$3.41

The information in this document is provided to you by Macquarie Bank Limited (ABN 46 008 583 542 and AFSL 237502) (Macquarie). This information does not constitute financial product advice and should not be relied on as such. In providing this information to you, Macquarie has not taken account of your objectives, financial situation or needs. We recommend you (1) read the Product Disclosure Statement governing the Instalments (available from Macquarie), (2) consider the risks associated with an investment in any Instalments and (3) obtain independent financial, legal and taxation advice, before making any investment decision. Macquarie is not your fiduciary or adviser.



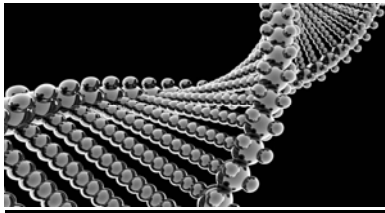
Income Instalments 30 June 2010 Closing Prices



MACQUARIE

ASX Code	Instalment Value	Outstanding Loan Amount	Maturity Date	Underlying Share	Underlying Share Price
ITOJMG	\$0.0000	\$1.5451	30 June 2010	ITO	\$1.04
LEIJMG	\$0.0000	\$35.2609	30 June 2010	LEI	\$28.95
LGLJMG	\$1.6310	\$2.6790	30 June 2010	LGL	\$4.31
LLCJMG	\$0.2803	\$7.0497	30 June 2010	LLC	\$7.33
NABJMG	\$0.0000	\$23.8133	30 June 2010	NAB	\$23.28
NCMJMG	\$16.1000	\$19.0000	30 June 2010	NCM	\$35.10
NWSJMG	\$1.9466	\$14.8834	30 June 2010	NWS	\$16.83
ORGJMG	\$9.2002	\$5.3798	30 June 2010	ORG	\$14.94
ORIJMG	\$6.1854	\$19.0146	30 June 2010	ORI	\$25.20
OSHJMG	\$0.6573	\$4.7627	30 June 2010	OSH	\$5.53
OZLJMG	\$0.0000	\$2.0837	30 June 2010	OZL	\$0.96
PDNJMG	\$1.0900	\$2.5000	30 June 2010	PDN	\$3.59
PIHJMG	\$0.0000	\$12,777.0000	30 June 2010	PIH	\$3.26
PPTJMG	\$0.0000	\$31.8979	30 June 2010	PPT	\$28.26
PTMJMG	\$1.4057	\$3.2743	30 June 2010	PTM	\$4.68
QANJMG	\$0.0000	\$3.2743	30 June 2010	QAN	\$2.20
QBEJMG	\$0.0000	\$19.6459	30 June 2010	QBE	\$18.20
RIOJMG	\$0.0000	\$73.1202	30 June 2010	RIO	\$66.66
RMDJMG	\$3.2300	\$4.0000	30 June 2010	RMD	\$7.23
SGPJMG	\$0.7200	\$3.0000	30 June 2010	SGP	\$3.72
SHLJMG	\$1.9300	\$8.5000	30 June 2010	SHL	\$10.43
SIPJMG	\$0.0000	\$0.9883	30 June 2010	SIP	\$0.42
STOJMG	\$0.0000	\$13.9615	30 June 2010	STO	\$12.60
SUNJMG	\$0.0000	\$10.5859	30 June 2010	SUN	\$8.04
TAHJMG	\$0.0000	\$8.9896	30 June 2010	TAH	\$6.33
TCLJMG	\$0.0000	\$4.7609	30 June 2010	TCL	\$4.24
TELJMG	\$0.2800	\$1.2500	30 June 2010	TEL	\$1.53
TENJMG	\$0.6100	\$1.0000	30 June 2010	TEN	\$1.61
TLSJMG	\$0.2733	\$2.9767	30 June 2010	TLS	\$3.25
TOLJMG	\$0.0000	\$7.0905	30 June 2010	TOL	\$5.48
TPIJMG	\$0.0000	\$5.9533	30 June 2010	TPI	\$1.00
TTSJMG	\$0.4900	\$1.7500	30 June 2010	TTS	\$2.24
UGLJMG	\$3.1318	\$10.4182	30 June 2010	UGL	\$13.55
WANJMG	\$0.0000	\$7.7393	30 June 2010	WAN	\$6.54
WBCJMG	\$2.9200	\$17.8600	30 June 2010	WBC	\$21.23
WDCJMG	\$0.0000	\$12.5020	30 June 2010	WDC	\$12.18
WESJMG	\$5.5963	\$23.0537	30 June 2010	WES	\$28.65
WORJMG	\$0.0000	\$24.0000	30 June 2010	WOR	\$22.21
WOWJMG	\$6.1833	\$20.8367	30 June 2010	WOW	\$27.02
WPLJMG	\$11.3442	\$30.6658	30 June 2010	WPL	\$41.84

The information in this document is provided to you by Macquarie Bank Limited (ABN 46 008 583 542 and AFSL 237502) (Macquarie). This information does not constitute financial product advice and should not be relied on as such. In providing this information to you, Macquarie has not taken account of your objectives, financial situation or needs. We recommend you (1) read the Product Disclosure Statement governing the Instalments (available from Macquarie), (2) consider the risks associated with an investment in any Instalments and (3) obtain independent financial, legal and taxation advice, before making any investment decision. Macquarie is not your fiduciary or adviser.



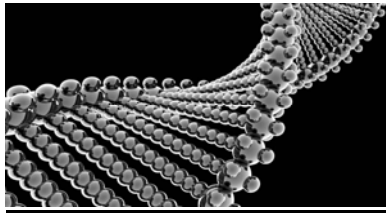
Income Instalments 30 June 2010 Closing Prices



MACQUARIE

ASX Code	Instalment Value	Outstanding Loan Amount	Maturity Date	Underlying Share	Underlying Share Price
AGKJMH	\$3.7000	\$11.0000	30 June 2010	AGK	\$14.70
AIOJMH	\$0.3200	\$1.3000	30 June 2010	AIO	\$1.62
ALLJMH	\$0.0000	\$4.2500	30 June 2010	ALL	\$3.66
AMPJMH	\$0.0000	\$7.7393	30 June 2010	AMP	\$5.21
ANZJMH	\$0.0000	\$23.2180	30 June 2010	ANZ	\$21.61
ASXJMH	\$0.8152	\$28.0000	30 June 2010	ASX	\$29.16
AWCJMH	\$0.0000	\$1.6000	30 June 2010	AWC	\$1.53
BENJMH	\$2.1800	\$6.0000	30 June 2010	BEN	\$8.18
BHPJMH	\$1.5101	\$35.7199	30 June 2010	BHP	\$37.65
BLYJMH	\$0.0000	\$16.9740	30 June 2010	BLY	\$2.85
BOQJMH	\$1.2300	\$9.0000	30 June 2010	BOQ	\$10.47
BSLJMH	\$0.0000	\$2.2500	30 June 2010	BSL	\$2.10
BXBJMH	\$0.7173	\$4.7627	30 June 2010	BXB	\$5.46
CBAJMH	\$2.9701	\$44.6499	30 June 2010	CBA	\$48.64
CGFJMH	\$0.7700	\$2.7500	30 June 2010	CGF	\$3.52
CMJJMH	\$0.6800	\$2.5000	30 June 2010	CMJ	\$3.18
CPUJMH	\$1.6100	\$9.0000	30 June 2010	CPU	\$10.61
CSLJMH	\$1.1228	\$30.9572	30 June 2010	CSL	\$32.58
CSRJMH	\$0.2199	\$1.4601	30 June 2010	CSR	\$1.68
IAGJMH	\$0.1600	\$3.2500	30 June 2010	IAG	\$3.41
ITJMH	\$0.0000	\$1.3540	30 June 2010	ITO	\$1.04
LGLJMH	\$2.5600	\$1.7500	30 June 2010	LGL	\$4.31
NABJMH	\$0.0000	\$30.3619	30 June 2010	NAB	\$23.28
NCMJMH	\$7.1000	\$28.0000	30 June 2010	NCM	\$35.10
NWSJMH	\$1.8300	\$15.0000	30 June 2010	NWS	\$16.83
OSJMH	\$0.1700	\$5.2500	30 June 2010	OSH	\$5.53
OZJMH	\$0.0000	\$2.6790	30 June 2010	OZL	\$0.96
PDNJMH	\$0.0900	\$3.5000	30 June 2010	PDN	\$3.59
PIHJMH	\$0.0000	\$17,239.5000	30 June 2010	PIH	\$3.26
PPTJMH	\$0.0000	\$35.7199	30 June 2010	PPT	\$28.26
PTMJMH	\$2.5963	\$2.0837	30 June 2010	PTM	\$4.68
QANJMH	\$0.0000	\$4.1673	30 June 2010	QAN	\$2.20
QBEJMH	\$0.0000	\$25.0039	30 June 2010	QBE	\$18.20
RIOJMH	\$0.0000	\$102.8869	30 June 2010	RIO	\$66.66
STOJMH	\$0.6000	\$12.0000	30 June 2010	STO	\$12.60
SUNJMH	\$0.0000	\$13.5625	30 June 2010	SUN	\$8.04
TAHJMH	\$0.0000	\$8.3943	30 June 2010	TAH	\$6.33
TELJMH	\$0.0000	\$1.7500	30 June 2010	TEL	\$1.53
TLSJMH	\$0.0000	\$3.8696	30 June 2010	TLS	\$3.25
TOLJMH	\$0.0000	\$7.0000	30 June 2010	TOL	\$5.48
WBCJMH	\$0.0000	\$22.6226	30 June 2010	WBC	\$21.23
WDCJMH	\$1.1800	\$11.0000	30 June 2010	WDC	\$12.18
WESJMH	\$0.0000	\$31.4432	30 June 2010	WES	\$28.65
WORJMH	\$0.0000	\$38.1012	30 June 2010	WOR	\$22.21
WOWJMH	\$0.2299	\$26.7901	30 June 2010	WOW	\$27.02
WPLJMH	\$2.1163	\$39.8937	30 June 2010	WPL	\$41.84

The information in this document is provided to you by Macquarie Bank Limited (ABN 46 008 583 542 and AFSL 237502) (Macquarie). This information does not constitute financial product advice and should not be relied on as such. In providing this information to you, Macquarie has not taken account of your objectives, financial situation or needs. We recommend you (1) read the Product Disclosure Statement governing the Instalments (available from Macquarie), (2) consider the risks associated with an investment in any Instalments and (3) obtain independent financial, legal and taxation advice, before making any investment decision. Macquarie is not your fiduciary or adviser.



Income Instalments

30 June 2010 Closing Prices



ASX Code	Instalment Value	Outstanding Loan Amount	Maturity Date	Underlying Share	Underlying Share Price
AMPJMJ	\$1.1677	\$4.0323	30 June 2010	AMP	\$5.21
ANZJMJ	\$8.1700	\$12.9032	30 June 2010	ANZ	\$21.61
ASXJMJ	\$4.4288	\$24.7312	30 June 2010	ASX	\$29.16
BHPJMJ	\$11.4136	\$25.8064	30 June 2010	BHP	\$37.65
BXBJMJ	\$1.1589	\$4.3011	30 June 2010	BXB	\$5.46
CBAJMJ	\$18.5877	\$29.0323	30 June 2010	CBA	\$48.64
CCLJMJ	\$5.5083	\$6.4517	30 June 2010	CCL	\$11.96
CSLJMJ	\$6.2736	\$25.8064	30 June 2010	CSL	\$32.58
FGLJMJ	\$1.8865	\$3.7635	30 June 2010	FGL	\$5.65
HVNJMJ	\$1.2295	\$2.1505	30 June 2010	HVN	\$3.31
IPLJMJ	\$1.0271	\$1.6129	30 June 2010	IPL	\$2.73
NABJMJ	\$5.7857	\$17.2043	30 June 2010	NAB	\$23.28
ORGJMJ	\$3.1119	\$11.8281	30 June 2010	ORG	\$14.94
ORIJMJ	\$11.8968	\$12.9032	30 June 2010	ORI	\$25.20
OSHMJ	\$1.4977	\$4.0323	30 June 2010	OSH	\$5.53
QBEJMJ	\$1.5410	\$16.1290	30 June 2010	QBE	\$18.20
RIOJMJ	\$38.9364	\$27.7236	30 June 2010	RIO	\$66.66
SGPJMJ	\$1.0923	\$2.6277	30 June 2010	SGP	\$3.72
SGTJMJ	\$0.6283	\$1.8817	30 June 2010	SGT	\$2.51
STOJMJ	\$0.4291	\$11.9709	30 June 2010	STO	\$12.60
SUNJMJ	\$3.2013	\$4.8387	30 June 2010	SUN	\$8.04
TLSJMJ	\$0.8306	\$2.4194	30 June 2010	TLS	\$3.25
TOLJMJ	\$0.5413	\$4.8387	30 June 2010	TOL	\$5.48
TTSJMJ	\$0.0895	\$2.1505	30 June 2010	TTS	\$2.24
WBCJMJ	\$5.7263	\$15.0537	30 June 2010	WBC	\$21.23
WDCJMJ	\$3.6077	\$8.6023	30 June 2010	WDC	\$12.18
WESJMJ	\$11.6811	\$16.1289	30 June 2010	WES	\$28.65
WOWJMJ	\$6.1600	\$20.4300	30 June 2010	WOW	\$27.02
WPLJMJ	\$12.0238	\$29.8162	30 June 2010	WPL	\$41.84
TLSJM1	\$0.0000	\$3.7065	30 June 2010	TLS	\$3.25
TLSJM2	\$0.0602	\$3.1898	30 June 2010	TLS	\$3.25

The information in this document is provided to you by Macquarie Bank Limited (ABN 46 008 583 542 and AFSL 237502) (Macquarie). This information does not constitute financial product advice and should not be relied on as such. In providing this information to you, Macquarie has not taken account of your objectives, financial situation or needs. We recommend you (1) read the Product Disclosure Statement governing the Instalments (available from Macquarie), (2) consider the risks associated with an investment in any Instalments and (3) obtain independent financial, legal and taxation advice, before making any investment decision. Macquarie is not your fiduciary or adviser.