

# **Macquarie Global Bond Fund**

ARSN 091 487 384

## **Annual report - 30 June 2011**

# Macquarie Global Bond Fund

ARSN 091 487 384

## Annual report - 30 June 2011

### Contents

	<b>Page</b>
Directors' report	2
Auditor's independence declaration	5
Statement of comprehensive income	6
Statement of financial position	7
Statement of changes in equity	8
Statement of cash flows	9
Notes to the financial statements	10
Directors' declaration	32
Independent auditor's report to the unitholders of Macquarie Global Bond Fund	33

This financial report covers Macquarie Global Bond Fund as an individual entity.

The Responsible Entity of Macquarie Global Bond Fund is Macquarie Investment Management Limited (ABN 66 002 867 003). The Responsible Entity's registered office is Mezzanine Level, No. 1 Martin Place, Sydney, NSW 2000.

## Directors' report

The directors of Macquarie Investment Management Limited, a wholly owned subsidiary of Macquarie Group Limited, the Responsible Entity of Macquarie Global Bond Fund, present their report together with the financial report of Macquarie Global Bond Fund (the "Trust") for the year ended 30 June 2011.

### Principal activities

The Trust invests in fixed interest securities and derivatives in accordance with the provisions of the Trust Constitution.

The Trust did not have any employees during the year.

There were no significant changes in the nature of the Trust's activities during the year.

### Directors

The following persons held office as directors of Macquarie Investment Management Limited during the year or since the end of the year and up to the date of this report:

B N Terry  
 R Cartwright  
 V Malley  
 C Vignes  
 C Swanger (resigned 21/06/2011)  
 K Vincent (appointed 21/06/2011)  
 T Graham

### Review and results of operations

During the year, the Trust continued to be managed in accordance with the investment objective and strategy set out in the Trust's offer document and in accordance with the Trust's Constitution.

#### Results

The performance of the Trust, as represented by the results of its operations, was as follows:

	Year ended	
	30 June 2011	30 June 2010
Operating profit before finance costs attributable to unitholders (\$'000)	<u>11,362</u>	<u>22,042</u>
<i>Distributions</i>		
Distribution paid and payable (\$'000)	<u>31,476</u>	<u>15,601</u>
Distribution (cents per unit)	<u>15.78</u>	<u>7.08</u>

### Significant changes in state of affairs

In the opinion of the directors, there were no significant changes in the state of affairs of the Trust that occurred during the financial year under review.

### Matters subsequent to the end of the financial year

No matter or circumstance has arisen since 30 June 2011 that has significantly affected, or may significantly affect:

- (i) the operations of the Trust in future financial years, or
- (ii) the results of those operations in future financial years, or
- (iii) the state of affairs of the Trust in future financial years.

## **Directors' report (continued)**

### **Likely developments and expected results of operations**

The Trust will continue to be managed in accordance with the investment objective and strategy set out in the Trust's offer document and in accordance with the Trust's Constitution.

The results of the Trust's operations will be affected by a number of factors, including the performance of investment markets in which the Trust invests. Investment performance is not guaranteed and future returns may differ from past returns. As investment conditions change over time, past returns should not be used to predict future returns.

Further information on likely developments in the operations of the Trust and the expected results of those operations have not been included in this report because the Responsible Entity believes it would be likely to result in unreasonable prejudice to the Trust.

### **Indemnification and insurance of officers and auditors**

No insurance premiums are paid for out of the assets of the Trust in regards to insurance cover provided to either the officers of Macquarie Investment Management Limited or the auditors of the Trust. Under the Trust Constitution, Macquarie Investment Management Limited as Responsible Entity of the Trust is entitled to be indemnified out of the assets of the Trust for any liability incurred by it in properly performing or exercising any of its powers or duties in relation to the Trust.

### **Fees paid to and interests held in the Trust by the Responsible Entity or its associates**

Fees paid to the Responsible Entity and its associates out of Trust property during the year are disclosed in note 11 of the financial statements.

No fees were paid out of Trust property to the directors of the Responsible Entity during the year.

The number of interests in the Trust held by the Responsible Entity or its associates as at the end of the financial year are disclosed in note 11 of the financial statements.

### **Interests in the Trust**

The movement in units on issue in the Trust during the year is disclosed in note 6 of the financial statements.

The value of the Trust's assets and liabilities is disclosed on the statement of financial position and derived using the basis set out in note 2 of the financial statements.

### **Environmental regulation**

The operations of the Trust are not subject to any particular or significant environmental regulations under a Commonwealth, State or Territory law.

### **Rounding of amounts to the nearest thousand dollars**

The Trust is an entity of the kind referred to in Class Order 98/0100 (as amended) issued by the Australian Securities and Investments Commission relating to the "rounding off" of amounts in the directors' report. Amounts in the directors' report have been rounded to the nearest thousand dollars in accordance with that Class Order, unless otherwise indicated.

## Directors' report (continued)

### Auditor's independence declaration

A copy of the Auditor's independence declaration as required under section 307C of the *Corporations Act 2001* is set out on page 5.

This report is made in accordance with a resolution of the directors.

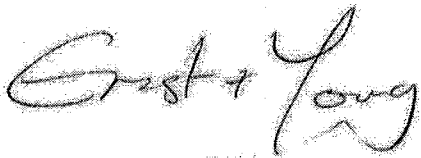
A handwritten signature in black ink, appearing to read 'R Cartwright', with a large, sweeping flourish extending upwards and to the right.

R Cartwright  
Director

Sydney  
29 August 2011

**Auditor's Independence Declaration to the Directors of Macquarie  
Investment Management Limited, as the Responsible Entity for  
Macquarie Global Bond Fund**

In relation to our audit of the financial report of Macquarie Global Bond Fund for the financial year ended 30 June 2011, to the best of my knowledge and belief, there have been no contraventions of the auditor independence requirements of the *Corporations Act 2001* or any applicable code of professional conduct.



Ernst & Young



Darren Handley-Greaves  
Partner  
Sydney  
29 August 2011

**Statement of comprehensive income**

	Notes	30 June 2011 \$'000	30 June 2010 \$'000
<b>Investment income</b>			
Interest income		161	165
Net gains on financial instruments held at fair value through profit or loss	5	<u>12,006</u>	<u>22,853</u>
<b>Total net investment income</b>		<u>12,167</u>	<u>23,018</u>
<b>Expenses</b>			
Responsible Entity fees	11	771	801
Other operating expenses		<u>34</u>	<u>175</u>
<b>Total operating expenses</b>		<u>805</u>	<u>976</u>
<b>Operating profit for the year</b>		<u>11,362</u>	<u>22,042</u>
<b>Finance costs attributable to unitholders</b>			
Distributions to unitholders		(31,476)	(15,601)
Decrease/(increase) in net assets attributable to unitholders	6	<u>20,114</u>	<u>(6,441)</u>
<b>Profit/(loss) for the year</b>		<u>-</u>	<u>-</u>
<b>Total comprehensive income for the year</b>		<u>-</u>	<u>-</u>

*The above statement of comprehensive income should be read in conjunction with the accompanying notes.*

**Statement of financial position**

	Notes	30 June 2011 \$'000	30 June 2010 \$'000
<b>Assets</b>			
Cash and cash equivalents	7	4,276	978
Margin accounts		406	-
Due from brokers - receivable for securities sold		39,219	5,155
Interest receivable		-	15
Receivables		11	15
Financial assets held at fair value through profit or loss	8	<u>1,285,393</u>	<u>1,991,972</u>
<b>Total assets</b>		<u>1,329,305</u>	<u>1,998,135</u>
<b>Liabilities</b>			
Bank overdraft	7	-	990
Redemptions payable		30,000	5,920
Distributions payable		85	-
Due to brokers - payable for securities purchased		9,941	2,627
Responsible Entity fees payable	11	283	173
Financial liabilities held at fair value through profit or loss	9	<u>1,118,312</u>	<u>1,770,722</u>
<b>Total liabilities (excluding net assets attributable to unitholders)</b>		<u>1,158,621</u>	<u>1,780,432</u>
<b>Net assets attributable to unitholders - liability</b>	6	<u>170,684</u>	<u>217,703</u>

*The above statement of financial position should be read in conjunction with the accompanying notes.*

**Statement of changes in equity**

	30 June 2011 \$'000	30 June 2010 \$'000
Total equity at the beginning of the year	-	-
Total comprehensive income for the year	-	-
Transactions with owners in their capacity as owners	-	-
<b>Total equity at the end of the year</b>	<b>-</b>	<b>-</b>

Under Australian Accounting Standards, net assets attributable to unitholders are classified as a liability rather than equity. As a result there was no equity at the start or end of the year.

*The above statement of changes in equity should be read in conjunction with the accompanying notes.*

**Statement of cash flows**

	30 June 2011 \$'000	30 June 2010 \$'000
Notes		
<b>Cash flows from operating activities</b>		
Proceeds from sale of financial instruments held at fair value through profit or loss	13,649,167	11,784,127
Purchase of financial instruments held at fair value through profit or loss	(13,615,994)	(11,726,382)
Interest received	5,983	7,935
Other income received	77	76
Responsible Entity fees paid	(710)	(897)
Payment of other expenses	(58)	(199)
<b>Net cash inflow from operating activities</b>	<u>12(a) 38,465</u>	<u>64,660</u>
<b>Cash flows from financing activities</b>		
Proceeds from applications by unitholders	4,788	9,576
Payments for redemptions by unitholders	(39,004)	(77,801)
<b>Net cash outflow from financing activities</b>	<u>(34,216)</u>	<u>(68,225)</u>
<b>Net increase/(decrease) in cash and cash equivalents</b>	<b>4,249</b>	<b>(3,565)</b>
Cash and cash equivalents at the beginning of the year	(12)	1,676
Effects of foreign currency exchange rate changes on cash and cash equivalents	<u>39</u>	<u>1,877</u>
<b>Cash and cash equivalents at the end of the year</b>	<u>7 4,276</u>	<u>(12)</u>
Non-cash financing activities	12(b) 31,391	15,601

*The above statement of cash flows should be read in conjunction with the accompanying notes.*

## 1 General information

This financial report covers Macquarie Global Bond Fund (the "Trust") as an individual entity. The Trust was constituted on 2 March 2000. The Trust is a registered managed investment scheme domiciled in Australia.

The Responsible Entity of the Trust is Macquarie Investment Management Limited (the "Responsible Entity"). The Responsible Entity's registered office is Mezzanine Level, No. 1 Martin Place, Sydney, NSW 2000. The financial report is presented in Australian currency.

The ultimate parent of the Trust is Macquarie Master Diversified Fixed Interest Fund.

The Investment Manager of the Trust is Macquarie Investment Management Limited ("the Investment Manager"). Macquarie Investment Management Limited has appointed Macquarie Bank International Limited as the sub-investment manager.

During the year, the Trust continued to be managed in accordance with the investment objective and strategy set out in the Trust's offer document and in accordance with the Trust's Constitution.

The financial statements were authorised for issue by the directors on 29 August 2011. The directors of the Responsible Entity have the power to amend and reissue the financial report.

## 2 Summary of significant accounting policies

The principal accounting policies applied in the preparation of these financial statements are set out below. These policies have been consistently applied to all years presented, unless otherwise stated in the following text.

### (a) Basis of preparation

This general purpose financial report has been prepared in accordance with Australian Accounting Standards, other authoritative pronouncements of the Australian Accounting Standards Board and *Corporations Act 2001* in Australia.

The financial report is prepared on the basis of fair value measurement of assets and liabilities except where otherwise stated.

The statement of financial position is presented on a liquidity basis. Assets and liabilities are presented in decreasing order of liquidity and do not distinguish between current and non current. All balances are expected to be recovered or settled within twelve months, except for investments in financial assets and net assets attributable to unitholders. The amount expected to be recovered or settled within twelve months after the end of each reporting period cannot be reliably determined.

Where necessary, comparative information has been reclassified to be consistent with current year disclosures.

#### *Compliance with International Financial Reporting Standards*

The financial statements also comply with International Financial Reporting Standards as issued by the International Accounting Standards Board.

### (b) Financial instruments

#### (i) Classification

The Trust's investments are categorised as at fair value through profit or loss. They comprise:

- Financial instruments held for trading

These include derivative financial instruments such as futures and foreign currency forward contracts. The Trust does not designate any derivatives as hedges in a hedging relationship.

## 2 Summary of significant accounting policies (continued)

### (b) Financial instruments (continued)

#### (i) Classification (continued)

- Financial instruments designated at fair value through profit or loss upon initial recognition

These include financial assets that are not held for trading purposes and which may be sold. These include investments in fixed interest securities.

Financial assets and financial liabilities designated at fair value through profit or loss at inception are those that are managed and their performance evaluated on a fair value basis in accordance with the Trust's documented investment strategy. The Trust's policy is for the Responsible Entity to evaluate the information about these financial assets on a fair value basis together with other related financial information.

Loans and receivables/payables comprise amounts due to or from the Trust.

#### (ii) Recognition/derecognition

The Trust recognises financial assets and financial liabilities on the date it becomes party to the contractual agreement (trade date) and recognises changes in fair value of the financial assets or financial liabilities from this date.

Investments are derecognised when the right to receive cashflows from the investments have expired or the Trust has transferred substantially all risks and rewards of ownership.

#### (iii) Measurement

##### (a) Financial assets and liabilities held at fair value through profit or loss

Financial assets and liabilities held at fair value through profit or loss are measured initially at fair value excluding any transaction costs that are directly attributable to the acquisition or issue of the financial asset or financial liability. Transaction costs on financial assets and financial liabilities at fair value through profit or loss are expensed immediately. Subsequent to initial recognition, all instruments held at fair value through profit or loss are measured at fair value with changes in their fair value recognised in the statement of comprehensive income.

Details on how the fair value of financial instruments is determined are disclosed in note 3.

- Fair value in an active market

The fair value of financial assets and liabilities traded in active markets is based on their quoted market prices at the statement of financial position date without any deduction for estimated future selling costs. Financial assets are priced at current bid prices, while financial liabilities are priced at current asking prices.

- Fair value in an inactive or unquoted market

The fair value of financial assets and liabilities that are not traded in an active market is determined using valuation techniques. These include the use of recent arm's length market transactions, reference to the current fair value of a substantially similar other instrument, discounted cash flow techniques, option pricing models or any other valuation technique that provides a reliable estimate of prices obtained in actual market transactions.

Where discounted cash flow techniques are used, estimated future cash flows are based on management's best estimates and the discount rate used is a market rate at the statement of financial position date applicable for an instrument with similar terms and conditions.

For other pricing models, inputs are based on market data at the statement of financial position date. Fair values for unquoted equity investments are estimated, if possible, using applicable pricing/earnings ratios for similar listed companies adjusted to reflect the specific circumstances of the issuer.

The fair value of derivatives that are not exchange-traded is estimated at the amount that the Trust would receive or pay to terminate the contract at the statement of financial position date taking into account index or underlying investments and the current creditworthiness of the counterparties.

## 2 Summary of significant accounting policies (continued)

### (b) Financial instruments (continued)

#### (iii) Measurement (continued)

##### (b) Loans and receivables

Loan assets are measured initially at fair value plus transaction costs and subsequently amortised using the effective interest rate method, less impairment losses if any. Such assets are reviewed at each statement of financial position date to determine whether there is objective evidence of impairment.

If any such indication of impairment exists, an impairment calculation is undertaken and any impairment loss is recognised in the statement of comprehensive income as the difference between the asset's carrying amount and the present value of the revised estimated future cash flows discounted at the original effective interest rate.

If in a subsequent period the amount of an impairment loss recognised on a financial asset carried at amortised cost decreases and the decrease can be linked objectively to an event occurring after the write-down, the write-down is reversed through the statement of comprehensive income.

### (c) Net assets attributable to unitholders

Units are redeemable at the unitholders' option and are therefore classified as financial liabilities. The units can be put back to the Trust at any time for cash based on the redemption price. The fair value of redeemable units is measured at the redemption amount that is payable (based on the redemption unit price) at the statement of financial position date if unitholders exercised their right to put the units back to the Trust.

### (d) Cash and cash equivalents

For the purpose of presentation in the statement of cash flows, cash includes cash on hand and deposits held at call with financial institutions. Cash equivalents include other short term, highly liquid investments with original maturities of three months or less from the date of acquisition that are readily convertible to known amounts of cash, which are subject to an insignificant risk of changes in value and are held for the purpose of meeting short-term cash commitments rather than for investment or other purposes. Bank overdrafts, if any, are shown separately on the statement of financial position.

Payments and receipts relating to the purchase and sale of investment securities are classified as cash flows from operating activities, as movements in the fair value of these securities represent the Trust's main income generating activity.

### (e) Margin accounts

Margin accounts comprise cash held as collateral for derivative transactions and short sales. The cash is held by the broker and is only available to meet margin calls.

### (f) Investment income

Interest income and expense are recognised in the statement of comprehensive income for all financial instruments that are not held at fair value through profit or loss using the effective interest method. Interest income on assets held at fair value through profit or loss is included in the net gains on financial instruments held at fair value through profit or loss. Other changes in fair value for such instruments are recorded in accordance with the policies described in note 2(b).

## 2 Summary of significant accounting policies (continued)

### (f) Investment income (continued)

The effective interest method is a method of calculating the amortised cost of a financial asset or financial liability and of allocating the interest income or interest expense over the relevant period. The effective interest rate is the rate that exactly discounts estimated future cash payments or receipts throughout the expected life of the financial instrument, or a shorter period where appropriate, to the net carrying amount of the financial asset or liability. When calculating the effective interest rate, the Trust estimates cash flows considering all contractual terms of the financial instrument (for example, prepayment options) but does not consider future credit losses. The calculation includes all fees paid or received between the parties to the contract that are an integral part of the effective interest rate, including transaction costs and all other premiums or discounts.

### (g) Expenses

All expenses, including Responsible Entity fees, are recognised in the statement of comprehensive income on an accruals basis.

### (h) Income tax

Under current legislation, the Trust is not subject to income tax provided the taxable income of the Trust is fully distributed either by way of cash or reinvestment (i.e. unitholders are presently entitled to the income of the Trust).

Financial instruments held at fair value may include unrealised capital gains. Should such a gain be realised, that portion of the gain that is subject to capital gains tax will be distributed so that the Trust is not subject to capital gains tax.

Realised capital losses are not distributed to unitholders but are retained in the Trust to be offset against any realised capital gains. If realised capital gains exceed realised capital losses, the excess is distributed to unitholders.

The benefits of imputation credits and foreign tax paid are passed on to unitholders.

### (i) Distributions

In accordance with the Trust Constitution, the Trust distributes its distributable (taxable) income, and any other amounts determined by the Responsible Entity, to unitholders by cash or reinvestment. The distributions are recognised in the statement of comprehensive income as finance costs attributable to unitholders.

### (j) Increase/decrease in net assets attributable to unitholders

Income not distributed is included in net assets attributable to unitholders. Movements in net assets attributable to unitholders are recognised in the statement of comprehensive income as finance costs.

### (k) Foreign currency translation

#### *i) Functional and presentation currency*

Items included in the Trust's financial statements are measured using the currency of the primary economic environment in which it operates (the "functional currency"). This is the Australian dollar, which reflects the currency of the economy in which the Trust competes for funds and is regulated. The Australian dollar is also the Trust's presentation currency.

#### *ii) Transactions and balances*

Foreign currency transactions are translated into the functional currency using the exchange rates prevailing at the dates of the transactions. Foreign exchange gains and losses resulting from the settlement of such transactions and from the translations at year end exchange rates of monetary assets and liabilities denominated in foreign currencies are recognised in the statement of comprehensive income.

## 2 Summary of significant accounting policies (continued)

### (k) Foreign currency translation (continued)

The Trust does not isolate that portion of gains or losses on securities and derivative financial instruments that are measured at fair value through profit or loss and which is due to changes in foreign exchange rates from that which is due to changes in the market price of securities. Such fluctuations are included with the net gains or losses on financial instruments at fair value through profit or loss.

### (l) Due from/to brokers

Amounts due from/to brokers represent payables for securities purchased and receivables for securities sold that have been contracted for but not yet delivered by the end of the year. A provision for impairment of amounts due from brokers is established when there is objective evidence that the Trust will not be able to collect all amounts due from the relevant broker. Significant financial difficulties of the broker, probability that the broker will enter bankruptcy or financial reorganisation, and default in payments are considered indicators that the amount due from brokers is impaired.

### (m) Receivables

Receivables may include amounts for trust distributions and interest. Trust distributions are accrued when the right to receive payment is established. Interest is accrued at the reporting date from the time of last payment in accordance with the policy set out in note 2(f) above. Amounts are generally received within 30 days of being recorded as receivables.

Receivables include such items as Reduced Input Tax Credit (RITC).

### (n) Payables

Payables includes liabilities and accrued expenses owing by the Trust which are unpaid as at the reporting date.

The distribution amount payable to unitholders as at the reporting date is recognised separately on the statement of financial position when unitholders are presently entitled to the distributable income under the Trust's Constitution.

### (o) Applications and redemptions

Applications received for units in the Trust are recorded net of any entry fees payable prior to the issue of units in the Trust. Redemptions from the Trust are recorded gross of any exit fees payable after the cancellation of units redeemed.

### (p) Goods and Services Tax (GST)

The GST incurred on the costs of various services provided to the Trust by third parties such as investment management fees have been passed onto the Trust. The Trust qualifies for RITC at a rate of at least 75% hence investment management fees and other expenses have been recognised in the statement of comprehensive income net of the amount of GST recoverable from the Australian Taxation Office (ATO). Accounts payable are inclusive of GST. The net amount of GST recoverable from the ATO is included in receivables in the statement of financial position. Cash flows relating to GST are included in the statement of cash flows on a gross basis.

### (q) Use of estimates

The Trust makes estimates and assumptions that affect the reported amounts of assets and liabilities within the next financial year. Estimates are continually evaluated and based on historical experience and other factors, including expectations of future events that are believed to be reasonable under the circumstances.

## 2 Summary of significant accounting policies (continued)

### (q) Use of estimates (continued)

For the majority of the Trust's financial instruments, quoted market prices are readily available. However, certain financial instruments, such as over-the-counter derivatives or unquoted securities are fair valued using valuation techniques. Where valuation techniques (for example, pricing models) are used to determine fair values, they are validated and periodically reviewed by experienced personnel of the Responsible Entity, independent of the area that created them. Models are calibrated by back-testing to actual transactions to ensure that outputs are reliable.

Models use observable data to the extent practicable. However, areas such as credit risk (both own and counterparty), volatilities and correlations require management to make estimates. Changes in assumptions about these factors could affect the reported fair value of financial instruments.

For certain other financial instruments, including amounts due from/to brokers, the carrying amounts approximate fair value due to the immediate or short-term nature of these financial instruments.

### (r) New accounting standards and interpretations

Certain new accounting standards and interpretations have been published that are not mandatory for the 30 June 2011 reporting period. The directors' assessment of the impact of these new standards (to the extent relevant to the Trust) and interpretations is set out below:

(i) AASB 9 *Financial Instruments* and AASB 2009-11 *Amendments to Australian Accounting Standards arising from AASB 9* and AASB 2010 *Amendment to Australian Accounting Standards arising from AASB 9 (December 2010)* (effective from 1 January 2013).

AASB 9 *Financial Instruments* addresses the classification, measurement and derecognition of financial assets and financial liabilities. The standard is not applicable until 1 January 2013 but is available for early adoption.

AASB 9 permits the recognition of fair value gains and losses in other comprehensive income if they relate to equity investments that are not traded.

The Trust has not yet decided when to adopt AASB 9. Management does not expect this will have a significant impact on the Trust's financial statements as the Trust does not hold any available for sale investments.

(ii) Revised AASB 124 *Related Party Disclosures* and related amendment AASB 2009-11 replacing AASB 139 *Financial Instruments: Recognition and Measurement* (effective from 1 January 2011)

In December 2009 the AASB issued a revised AASB 124 *Related Party Disclosures*. It is effective for accounting periods beginning on or after 1 January 2011 and must be applied retrospectively. The amendment clarifies and simplifies the definition of a related party and removes the requirement for government related entities to disclose details of all transactions with the government and other government related entities. The Trust will apply the amended standard from 1 July 2011. The amendments will not have any effect on the Trust's financial statements.

(iii) AASB 2010-6 *Amendments to Australian Accounting Standards – Disclosures on Transfers of Financial Assets* (effective for annual reporting periods beginning on or after 1 July 2011)

In November 2010, the AASB issued AASB 2010-6 *Disclosures on Transfers of Financial Assets* which amends AASB 1 *First time Adoption of Australian Accounting* and AASB 7 *Financial Instruments: Disclosures* to introduce additional disclosures in respect of risk exposures arising from transferred financial assets. The amendments will affect particularly entities that sell, factor, securitise, lend or otherwise transfer financial assets to other parties. The amendments will not have any impact on the Trust's disclosures. The Trust intends to apply the amendment from 1 July 2011.

(iv) *Amendments to AASB 2010-4 Further Amendments to Australian Accounting Standards arising from the Annual Improvements Project* (effective for annual reporting periods beginning on or after 1 July 2010 / 1 January 2011)

In June 2010, the AASB made a number of amendments to Australian Accounting Standards as a result of the IASB's annual improvements project. The Trust does not expect that any adjustments will be necessary as a result of applying the revised rules.

## 2 Summary of significant accounting policies (continued)

### (r) New accounting standards and interpretations (continued)

#### (v) IFRS 10 Consolidated Financial Statements

IFRS 10 establishes a new control model that applies to all entities. It replaces parts of IAS 27 *Consolidated and Separate Financial Statements* dealing with the accounting for consolidated financial statements and SIC-12 *Consolidation - Special Purpose Entities*.

This standard is yet to be approved by the Australian Accounting Standards Board and has not been issued in Australia. The standard is not applicable until 1 January 2013 but is available for early adoption.

The Trust has not yet decided when to adopt IFRS 10. Management does not expect this will have a significant effect on the Trust's financial statements.

#### (vi) IFRS 12 Disclosures of Interests in Other Entities

IFRS 12 includes all disclosures relating to an entity's interests in subsidiaries, joint arrangements, associates and structured entities. New disclosures have been introduced about the judgements made by management to determine whether control exists, and to require summarised information about joint arrangements, associates and structured entities and subsidiaries with non-controlling interests.

This standard is yet to be approved by the Australian Accounting Standards Board and has not been issued in Australia. The standard is not applicable until 1 January 2013 but is available for early adoption.

The Trust has not yet decided when to adopt IFRS 12. Management does not expect this will have a significant effect on the Trust's financial statements.

#### (vii) IFRS 13 Fair Value Measurement

IFRS 13 establishes a single source of guidance under IFRS for determining the fair value of assets and liabilities. IFRS 13 does not change when an entity is required to use fair value, but rather, provides guidance on how to determine fair value under IFRS when fair value is required or permitted by IFRS. Application of this definition may result in different fair values being determined for the relevant assets.

IFRS 13 also expands the disclosure requirements for all assets or liabilities carried at fair value. This includes information about the assumptions made and the qualitative impact of those assumptions on the fair value determined.

This standard is yet to be approved by the Australian Accounting Standards Board and has not been issued in Australia. The standard is not applicable until 1 January 2013 but is available for early adoption.

The Trust has not yet decided when to adopt IFRS 13. Management does not expect this will have a significant effect on the Trust's financial statements.

### (s) Rounding of amounts

The Trust is an entity of the kind referred to in Class Order 98/0100 (as amended), issued by the Australian Securities and Investments Commission, relating to the "rounding off" of amounts in the financial report. Amounts in the financial report have been rounded off to the nearest thousand dollars in accordance with that Class Order, unless otherwise indicated.

## 3 Financial risk management

### (a) Strategy in using financial instruments

The Trust's activities expose it to a variety of financial risks: market risk (including price risk, foreign exchange risk and interest rate risk), credit risk and liquidity risk.

The Trust's overall risk management programme focuses on ensuring compliance with the Trust's Offer Document and seeks to maximise the returns derived for the level of risk to which the Trust is exposed. The Trust uses derivative financial instruments to alter certain risk exposures.

### 3 Financial risk management (continued)

#### (a) Strategy in using financial instruments (continued)

Financial risk management is carried out by the Investment Manager's risk management department under policies approved by Responsible Entity's Senior Managers or by the Board of Directors of the Responsible Entity (the Board).

#### (b) Market risk

##### (i) Price Risk

It is directors' view that price risk for the Trust's fixed income securities is a function of interest rate risk, credit risk and liquidity risk. The directors view price risk in derivative contracts as a function of interest rate risk and foreign exchange risk.

##### (ii) Foreign exchange risk

The Trust holds both monetary and non-monetary assets denominated in currencies other than the Australian dollar. The foreign exchange risk relating to non-monetary assets and liabilities is a component of price risk. Foreign exchange risk arises as the value of monetary securities denominated in other currencies will fluctuate due to changes in exchange rates. The risk is measured using sensitivity analysis as disclosed in note 3(f).

Note 3(e) shows the Trust's net exposure to foreign exchange risk.

##### (iii) Interest rate risk

The majority of the Trust's financial assets and liabilities are interest bearing. As a result, the Trust is subject to significant amounts of risk due to fluctuations in the prevailing levels of market interest rates. Any excess cash and cash equivalents are invested at short-term market interest rates.

In accordance with the Trust's policy, the risk management department of the Trust's Investment Manager monitors the Trust's overall interest sensitivity on a daily basis. This is done by:

- only allowing use of permitted instruments
- managing interest rate risk relative to the benchmark by seeking to ensure that the Trust is tracking the benchmark within permitted duration
- limiting the term of interest rate securities

The Compliance Committee of the Responsible Entity reviews any identified exceptions to internal risk policies and procedures on a quarterly basis.

The Trust's interest-bearing financial assets and liabilities expose it to risks associated with the effects of fluctuations in the prevailing levels of market interest rates on its financial position and cash flow. The risk is measured using sensitivity analysis as disclosed in note 3(f).

#### (c) Credit risk

Credit risk arises from the Trust's investments in fixed interest securities.

Other credit risk arises from cash and cash equivalents, deposits with banks, counterparties to derivatives and other financial institutions and amounts due from brokers. None of these assets are impaired nor past due but not impaired.

The trust restricts its exposure to credit losses by:

- dealing only with counterparties rated appropriate by the senior management
- managing exposure to any single issuer and seeking to ensure diversification
- monitoring target durations

The exposure to credit risk for cash and cash equivalents, deposits with banks and other financial institutions, counterparties to derivatives and amounts due from brokers is low as all counterparties have a rating of at least A- (2010: A-) as determined by Standard and Poor's rating agency.

### 3 Financial risk management (continued)

#### (c) Credit risk (continued)

Other than for the cash and cash equivalents, the Trust does not have a concentration of a credit risk that arises from an exposure to a single counterparty. Furthermore, the Trust does not have a material exposure to a group of counterparties which are expected to be affected similarly by changes in economic or other conditions.

In accordance with the Trust's policy, the risk management department of the Investment Manager monitors the Trust's credit position on a daily basis. The Compliance Committee of the Responsible Entity reviews any identified exceptions to internal risk policies and procedures on a quarterly basis.

The maximum exposure to credit risk at the reporting date is the carrying amount of the financial assets. An analysis of debt securities by rating is set out in the table below using ratings classified by Standard and Poors.

S&P long term credit ratings	30 June 2011 \$'000	30 June 2010 \$'000
<b>Fixed interest securities</b>		
AAA	92,266	124,089
AA+	1,998	4,470
AA	3,468	74,599
AA-	55,535	-
A+	12,953	16,239
A	-	1,256
Total	<u>166,220</u>	<u>220,653</u>

#### (d) Liquidity Risk

The Trust is exposed to daily cash redemptions of redeemable units. It therefore invests the majority of its assets in investments that are traded in an active market and can be readily disposed of.

The Trust may, from time to time, invest in derivative contracts traded over the counter, which are not traded in an organised market and may be illiquid. As a result, the Trust may not be able to liquidate quickly its investments in these instruments at an amount close to their fair value to meet its liquidity requirements or to respond to specific events such as a deterioration in the creditworthiness of any particular issuer. No such investments were held at the end of the reporting period.

In accordance with the Trust's policy, the risk management department of the Investment Manager monitors the Trust's liquidity position on a daily basis. This is managed by:

- restricting exposure to illiquid assets
- seeking to ensure the Trust has no debt obligations which may compromise solvency
- managing exposure to any single issuer and seeking to ensure diversification

The Compliance Committee of the Responsible Entity reviews any identified exceptions to internal risk policies and procedures on a quarterly basis.

Subject to the Trust's Constitution, redeemable units are redeemed on demand at the unitholder's option. All other liabilities are payable within 30 days except futures and foreign currency forward contracts which are settled within 90 days.

### 3 Financial risk management (continued)

#### (e) Foreign exchange risk

The following table summarises the Trust's exposure to foreign exchange risk.

30 June 2011	Australian Dollars A\$'000	US Dollars A\$'000	Euro A\$'000	Japanese Yen A\$'000	British Pounds A\$'000	Other currencies A\$'000	Total A\$'000
<b>Assets</b>							
Cash and cash equivalents	3,730	226	244	14	33	29	4,276
Margin accounts	561	(4)	(121)	(10)	(22)	2	406
Due from brokers	-	8,241	7,901	20,006	1,886	1,185	39,219
Receivables	11	-	-	-	-	-	11
Financial assets held at fair value through profit or loss	<u>525,104</u>	<u>324,042</u>	<u>205,075</u>	<u>167,166</u>	<u>33,077</u>	<u>30,929</u>	<u>1,285,393</u>
<b>Total assets</b>	<u>529,406</u>	<u>332,505</u>	<u>213,099</u>	<u>187,176</u>	<u>34,974</u>	<u>32,145</u>	<u>1,329,305</u>
<b>Liabilities</b>							
Redemptions payable	30,000	-	-	-	-	-	30,000
Distributions payable	85	-	-	-	-	-	85
Due to brokers	-	-	-	9,941	-	-	9,941
Responsible Entity fees payable	283	-	-	-	-	-	283
Financial liabilities held at fair value through profit or loss	<u>312,894</u>	<u>335,763</u>	<u>218,240</u>	<u>183,460</u>	<u>37,091</u>	<u>30,864</u>	<u>1,118,312</u>
<b>Total liabilities</b> (excluding net assets attributable to unitholders)	<u>343,262</u>	<u>335,763</u>	<u>218,240</u>	<u>193,401</u>	<u>37,091</u>	<u>30,864</u>	<u>1,158,621</u>
<b>Net assets attributable to unitholders - liability</b>	<u>186,144</u>	<u>(3,258)</u>	<u>(5,141)</u>	<u>(6,225)</u>	<u>(2,117)</u>	<u>1,281</u>	<u>170,684</u>

### 3 Financial risk management (continued)

#### (e) Foreign exchange risk (continued)

30 June 2010	Australian Dollars A\$'000	US Dollars A\$'000	Euro A\$'000	Japanese Yen A\$'000	British Pounds A\$'000	Other currencies A\$'000	Total A\$'000
<b>Assets</b>							
Cash and cash equivalents	715	131	35	44	31	22	978
Due from brokers	-	-	3,366	1,404	-	385	5,155
Receivables	15	-	-	-	-	-	15
Interest receivable	15	-	-	-	-	-	15
Financial assets held at fair value through profit or loss	<u>631,527</u>	<u>645,478</u>	<u>297,915</u>	<u>212,925</u>	<u>138,629</u>	<u>65,504</u>	<u>1,991,978</u>
<b>Total assets</b>	<u>632,272</u>	<u>645,609</u>	<u>301,316</u>	<u>214,373</u>	<u>138,660</u>	<u>65,911</u>	<u>1,998,141</u>
<b>Liabilities</b>							
Bank overdraft	990	-	-	-	-	-	990
Due to brokers	-	2,121	393	-	113	-	2,627
Responsible Entity fees payable	173	-	-	-	-	-	173
Redemptions payable	5,920	-	-	-	-	-	5,920
Financial liabilities held at fair value through profit or loss	<u>407,245</u>	<u>643,598</u>	<u>301,042</u>	<u>214,389</u>	<u>138,544</u>	<u>65,910</u>	<u>1,770,728</u>
<b>Total liabilities</b> (excluding net assets attributable to unitholders)	<u>414,328</u>	<u>645,719</u>	<u>301,435</u>	<u>214,389</u>	<u>138,657</u>	<u>65,910</u>	<u>1,780,438</u>
<b>Net assets attributable to unitholders - liability</b>	<u>217,944</u>	<u>(110)</u>	<u>(119)</u>	<u>(16)</u>	<u>3</u>	<u>1</u>	<u>217,703</u>

#### (f) Summarised sensitivity analysis

The following table summarises the sensitivity of the Trust's operating profit and net assets attributable to unitholders to foreign exchange risk and interest rate risk. The reasonably possible movements in the risk variables have been determined based on management's best estimate, having regard to a number of factors, including historical level of changes in foreign exchange rates, interest rates and market volatility. However, actual movements in the risk variables may be greater or less than anticipated due to a number of factors, including unusually large market shocks resulting from changes in the performance of and/or correlation between the performances of the economies, markets and securities in which the Trust invests. As a result, historic variations in the risk variables should not be used to predict future variations in the risk variables.

### 3 Financial risk management (continued)

#### (f) Summarised sensitivity analysis (continued)

Reasonably possible movements in the risk variable for interest rate risk is 25 basis points (2010: 100 basis points) and foreign exchange risk is 10% (2010: 15%).

	Interest rate risk		Foreign exchange risk					
	-	+	Impact on Net assets attributable to unitholders					
	\$'000	\$'000	Euro \$'000	Euro \$'000	USD \$'000	USD \$'000	JPY \$'000	JPY \$'000
30 June 2011	2,770	(2,770)	(803)	803	(846)	846	(1,007)	1,007
30 June 2010	7,148	(7,148)	(451)	451	299	(299)	(217)	217

#### (g) Fair value estimation

The carrying amounts of all the Trust's financial assets and financial liabilities at the end of each reporting period approximated their fair values as all financial assets and liabilities not fair valued are short-term in nature.

The Trust classifies fair value measurements using a fair value hierarchy that reflects the subjectivity of the inputs used in making the measurements. The fair value hierarchy has the following levels:

- Quoted prices (unadjusted) in active markets for identical assets or liabilities (level 1).
- Inputs other than quoted prices included within level 1 that are observable for the asset or liability, either directly (that is, as prices) or indirectly (that is, derived from prices) (level 2).
- Inputs for the asset or liability that are not based on observable market data (that is, unobservable inputs) (level 3).

The level in the fair value hierarchy within which the fair value measurement is categorised in its entirety is determined on the basis of the lowest level input that is significant to the fair value measurement in its entirety. For this purpose, the significance of an input is assessed against the fair value measurement in its entirety. If a fair value measurement uses observable inputs that require significant adjustment based on unobservable inputs, that measurement is a level 3 measurement. Assessing the significance of a particular input to the fair value measurement in its entirety requires judgement, considering factors specific to the asset or liability.

The determination of what constitutes 'observable' requires significant judgement by the Responsible Entity. The Responsible Entity considers observable data to be that market data that is readily available, regularly distributed or updated, reliable and verifiable, not proprietary, and provided by independent sources that are actively involved in the relevant market.

The following table sets out the Trust's financial assets and liabilities (by class) measured at fair value according to the fair value hierarchy at 30 June 2011 and 30 June 2010:

30 June 2011	Level 1 \$'000	Level 2 \$'000	Level 3 \$'000	Total balance \$'000
<b>Financial assets</b>				
Financial assets held for trading:				
- Derivatives	38	1,119,135	-	1,119,173
Financial assets designated at fair value through profit or loss at inception:				
- Fixed interest securities	-	166,220	-	166,220
<b>Total</b>	<b>38</b>	<b>1,285,355</b>	<b>-</b>	<b>1,285,393</b>
<b>Financial liabilities</b>				
Financial liabilities held for trading:				
- Derivatives	14	1,118,298	-	1,118,312
<b>Total</b>	<b>14</b>	<b>1,118,298</b>	<b>-</b>	<b>1,118,312</b>

### 3 Financial risk management (continued)

(g) Fair value estimation (continued)

30 June 2010	Level 1 \$'000	Level 2 \$'000	Level 3 \$'000	Total balance \$'000
<b>Financial assets</b>				
Financial assets held for trading				
- Derivatives	-	1,771,317	-	1,771,317
Financial assets designated at fair value through profit or loss at inception:				
- Fixed interest securities	-	220,652	-	220,652
- Unlisted unit trusts	-	3	-	3
<b>Total</b>	<u>-</u>	<u>1,991,972</u>	<u>-</u>	<u>1,991,972</u>
<b>Financial liabilities</b>				
Financial liabilities held for trading:				
- Derivatives	-	1,770,722	-	1,770,722
<b>Total</b>	<u>-</u>	<u>1,770,722</u>	<u>-</u>	<u>1,770,722</u>

During the year, there were no transfers between Level 1 and 2 or into/out of Level 3 (2010: Nil).

Financial instruments that trade in markets that are not considered to be active but are valued based on quoted market prices, dealer quotations or alternative pricing sources supported by observable inputs are classified within level 2. These include unlisted unit trusts valued at the redemption value per unit, as reported by the managers of such trusts.

### 4 Auditor's remuneration

During the year the following fees were paid or payable for services provided by the auditor of the Trust:

	30 June 2011 \$	30 June 2010 \$
<b>Audit services</b>		
Audit of financial reports	4,450	4,300
Other audit work under the <i>Corporations Act 2001</i>	310	290
Total remuneration for audit services	<u>4,760</u>	<u>4,590</u>

Audit fees are paid out of the Responsible Entity's own resources. All other expenses are paid by the Trust.

## 5 Net gains on financial instruments held at fair value through profit or loss

Net gains recognised in relation to financial assets and financial liabilities held at fair value through profit or loss:

	30 June 2011 \$'000	30 June 2010 \$'000
Net gains on financial instruments held for trading	40,016	28,216
Net loss on financial instruments designated as at fair value through profit or loss	(33,455)	(13,159)
Interest income on financial instruments held at fair value through profit or loss	5,445	7,796
Net gains on financial instruments held at fair value through profit or loss	<u>12,006</u>	<u>22,853</u>

## 6 Net assets attributable to unitholders

Movements in number of units and net assets attributable to unitholders during the year were as follows:

As stipulated within the Trust Constitution, each unit represents a right to an individual share in the Trust and does not extend to a right to the underlying assets of the Trust. There are no separate classes of units and each unit has the same rights attaching to it as all other units of the Trust.

	30 June 2011 No. '000	30 June 2010 No. '000	30 June 2011 \$'000	30 June 2010 \$'000
Opening balance	227,913	287,187	217,703	269,805
Applications	4,899	9,695	4,788	9,576
Redemptions	(68,865)	(85,300)	(63,084)	(83,721)
Units issued upon reinvestment of distributions	36,948	16,331	31,391	15,602
(Decrease)/increase in net assets attributable to unitholders	-	-	(20,114)	6,441
Closing balance	<u>200,895</u>	<u>227,913</u>	<u>170,684</u>	<u>217,703</u>

### Capital risk management

The Trust manages its net assets attributable to unitholders as capital, notwithstanding net assets attributable to unitholders are classified as a liability. The amount of net assets attributable to unitholders can change significantly on a daily basis as the Trust is subject to daily applications and redemptions at the discretion of unitholders.

The Trust monitors the level of daily applications and redemptions relative to the liquid assets in the Trust.

## 7 Cash and cash equivalents

	30 June 2011 \$'000	30 June 2010 \$'000
Cash at bank	696	-
Deposits at call	3,580	978
	<u>4,276</u>	<u>978</u>

## 7 Cash and cash equivalents (continued)

### Reconciliation to cash at the end of the year

The above figures are reconciled to cash at the end of the financial year as shown in the statement of cash flows as follows:

	30 June 2011 \$'000	30 June 2010 \$'000
Balances as above	4,276	978
Bank overdrafts	<u>-</u>	<u>(990)</u>
Balances per statement of cash flows	<u>4,276</u>	<u>(12)</u>

## 8 Financial assets held at fair value through profit or loss

	30 June 2011 Fair value \$'000	30 June 2010 Fair value \$'000
<b>Held for trading</b>		
Derivatives (note 10)	<u>1,119,173</u>	<u>1,771,317</u>
Total held for trading	<u>1,119,173</u>	<u>1,771,317</u>
<b>Designated at fair value through profit or loss</b>		
Fixed interest securities	166,220	220,652
Unlisted unit trusts	<u>-</u>	<u>3</u>
Total designated at fair value through profit or loss	<u>166,220</u>	<u>220,655</u>
<b>Total financial assets held at fair value through profit or loss</b>	<u>1,285,393</u>	<u>1,991,972</u>
	30 June 2011 Fair value \$'000	30 June 2010 Fair value \$'000
<b>Comprising:</b>		
<b>Derivatives</b>		
International fixed interest futures	38	4
Foreign currency forward contracts	<u>1,119,135</u>	<u>1,771,313</u>
Total derivatives	<u>1,119,173</u>	<u>1,771,317</u>
<b>Fixed interest securities</b>		
International Government bonds	<u>166,220</u>	<u>220,652</u>
Total fixed interest securities	<u>166,220</u>	<u>220,652</u>
<b>Unlisted unit trusts</b>		
Units in money market trusts	<u>-</u>	<u>3</u>
Total unlisted unit trusts	<u>-</u>	<u>3</u>
<b>Total financial assets held at fair value through profit or loss</b>	<u>1,285,393</u>	<u>1,991,972</u>

## 9 Financial liabilities held at fair value through profit or loss

	30 June 2011 Fair value \$'000	30 June 2010 Fair value \$'000
<b>Held for trading</b>		
Derivatives (note 10)	<u>1,118,312</u>	<u>1,770,722</u>
Total held for trading	<u>1,118,312</u>	<u>1,770,722</u>
<b>Total financial liabilities held at fair value through profit or loss</b>	<u>1,118,312</u>	<u>1,770,722</u>
	30 June 2011 Fair value \$'000	30 June 2010 Fair value \$'000
<b>Comprising:</b>		
<b>Derivatives</b>		
International fixed interest futures	14	30
Foreign currency forward contracts	<u>1,118,298</u>	<u>1,770,692</u>
Total derivatives	<u>1,118,312</u>	<u>1,770,722</u>
<b>Total financial liabilities held at fair value through profit or loss</b>	<u>1,118,312</u>	<u>1,770,722</u>

## 10 Derivative financial instruments

In the normal course of business the Trust enters into transactions in various derivative financial instruments with certain risks. A derivative is a financial instrument or other contract which is settled at a future date and whose value changes in response to the change in a specified interest rate, financial instrument price, commodity price, foreign exchange rate, index of prices or rates, credit rating or credit index or other variable.

Derivative financial instruments require no initial net investment or an initial net investment that is smaller than would be required for other types of contracts that would be expected to have a similar response to changes in market factors.

Derivative transactions include instruments such as forwards and futures. Derivatives are considered to be part of the investment process. The use of derivatives is an essential part of the Trust's portfolio management. Derivatives are not managed in isolation. Consequently, the use of derivatives is multifaceted and includes:

- hedging to protect an asset or liability of the Trust against a fluctuation in market values or to reduce volatility
- a substitution for trading of physical securities
- adjusting asset exposures within the parameters set in the investment strategy, and adjusting the duration of fixed interest portfolios or the weighted average maturity of cash portfolios.

While derivatives are used for trading purposes, they are not used to gear (leverage) a portfolio. Gearing a portfolio would occur if the level of exposure to the markets exceeds the underlying value of the Trust.

## 10 Derivative financial instruments (continued)

The Trust holds the following derivative instruments:

### (a) Futures

Futures are contractual obligations to buy or sell financial instruments on a future date at a specified price established in an organised market. The futures contracts are collateralised by cash or marketable securities. Changes in futures contracts' values are usually settled net daily with the exchange. Interest rate futures are contractual obligations to receive or pay a net amount based on changes in interest rates at a future date at a specified price, established in an organised financial market.

### (b) Forward currency contracts

Forward currency contracts are primarily used by the Trust to hedge against foreign currency exchange rate risks on its non-Australian dollar denominated trading securities. The Trust agrees to receive or deliver a fixed quantity of foreign currency for an agreed upon price on an agreed future date. Forward currency contracts are valued at the prevailing bid price at the reporting date. The Trust recognises a gain or loss equal to the change in fair value at the reporting date.

The Trust's derivative financial instruments at year-end are detailed below:

30 June 2011

	Contract/ notional '000	Fair Values	
		Assets \$'000	Liabilities \$'000
<b>Buy</b>			
International fixed interest futures - Japanese Yen (JPY)	4,570	-	4
International fixed interest futures - US Dollar (USD)	1,121	33	-
Foreign currency forward contracts - Australian Dollar (AUD)	350,317	295,199	68,717
Foreign currency forward contracts - Canadian Dollar (CAD)	9,430	2,660	6,449
Foreign currency forward contracts - Swiss Franc (CHF)	4,943	-	5,554
Foreign currency forward contracts - Danish Krone (DKK)	7,408	-	1,345
Foreign currency forward contracts - Euro (EUR)	116,928	16,025	141,411
Foreign currency forward contracts - Great Britain Pound (GBP)	16,783	-	25,328
Foreign currency forward contracts - Japanese Yen (JPY)	9,885,275	10,568	104,203
Foreign currency forward contracts - Norwegian Krone (NOK)	10,552	-	1,809
Foreign currency forward contracts - New Zealand Dollar (NZD)	6,798	-	5,213
Foreign currency forward contracts - Swedish Krone (SEK)	11,114	608	1,036
Foreign currency forward contracts - US Dollar (USD)	<u>298,357</u>	<u>36,276</u>	<u>244,044</u>
		<u>361,369</u>	<u>605,113</u>
<b>Sell</b>			
International fixed interest futures - Euro (EUR)	3,866	-	10
International fixed interest futures - Great Britain Pound (GBP)	541	5	-
Foreign currency forward contracts - Australian Dollar (AUD)	467,612	229,905	244,177
Foreign currency forward contracts - Canadian Dollar (CAD)	13,971	6,227	7,284
Foreign currency forward contracts - Swiss Franc (CHF)	4,943	5,370	192
Foreign currency forward contracts - Danish Krone (DKK)	14,763	1,334	1,344
Foreign currency forward contracts - Euro (EUR)	159,969	138,719	76,828
Foreign currency forward contracts - Great Britain Pound (GBP)	24,278	23,747	11,763
Foreign currency forward contracts - Japanese Yen (JPY)	15,563,838	101,064	79,257
Foreign currency forward contracts - Norwegian Krone (NOK)	10,552	1,209	625
Foreign currency forward contracts - New Zealand Dollar (NZD)	6,798	5,226	-
Foreign currency forward contracts - Swedish Krone (SEK)	18,143	2,725	-
Foreign currency forward contracts - US Dollar (USD)	<u>355,960</u>	<u>242,273</u>	<u>91,719</u>
		<u>757,804</u>	<u>513,199</u>
Total derivative financial instruments		<u>1,119,173</u>	<u>1,118,312</u>

## 10 Derivative financial instruments (continued)

30 June 2010

	Contract/ notional '000	Fair Values	
		Assets \$'000	Liabilities \$'000
<b>Buy</b>			
International fixed interest futures - Japanese Yen (JPY)	2,084	4	-
Foreign currency forward contracts - Australian Dollar (AUD)	631,353	631,525	-
Foreign currency forward contracts - Canadian Dollar (CAD)	14,549	16,206	-
Foreign currency forward contracts - Swiss Franc (CHF)	21,012	23,067	-
Foreign currency forward contracts - Danish Krone (DKK)	7,578	1,475	-
Foreign currency forward contracts - Euro (EUR)	160,047	232,059	-
Foreign currency forward contracts - Great Britain Pound (GBP)	71,585	126,782	-
Foreign currency forward contracts - Japanese Yen (JPY)	10,826,248	144,819	-
Foreign currency forward contracts - Norwegian Krone (NOK)	2,231	406	-
Foreign currency forward contracts - New Zealand Dollar (NZD)	12,920	10,518	-
Foreign currency forward contracts - Polish Zloty (PLN)	3,611	1,265	-
Foreign currency forward contracts - Swedish Krone (SEK)	10,302	1,567	-
Foreign currency forward contracts - Singapore Dollar (SGD)	878	744	-
Foreign currency forward contracts - US Dollar (USD)	490,694	580,880	-
		<u>1,771,317</u>	<u>-</u>
<b>Sell</b>			
International fixed interest futures - Canadian Dollar (CAD)	276	-	6
International fixed interest futures - Euro (EUR)	8,985	-	12
International fixed interest futures - Great Britain Pound (GBP)	2,667	-	2
International fixed interest futures - US Dollar (USD)	1,991	-	10
Foreign currency forward contracts - Australian Dollar (AUD)	407,375	-	407,245
Foreign currency forward contracts - Canadian Dollar (CAD)	18,755	-	20,887
Foreign currency forward contracts - Swiss Franc (CHF)	21,912	-	24,054
Foreign currency forward contracts - Danish Krone (DKK)	15,206	-	2,959
Foreign currency forward contracts - Euro (EUR)	207,634	-	301,032
Foreign currency forward contracts - Great Britain Pound (GBP)	78,229	-	138,542
Foreign currency forward contracts - Japanese Yen (JPY)	16,027,006	-	214,389
Foreign currency forward contracts - Norwegian Krone (NOK)	4,448	-	809
Foreign currency forward contracts - New Zealand Dollar (NZD)	12,920	-	10,518
Foreign currency forward contracts - Polish Zloty (PLN)	7,212	-	2,523
Foreign currency forward contracts - Swedish Krone (SEK)	17,450	-	2,653
Foreign currency forward contracts - Singapore Dollar (SGD)	1,770	-	1,500
Foreign currency forward contracts - US Dollar (USD)	543,695	-	643,581
		<u>-</u>	<u>1,770,722</u>
Total derivative financial instruments		<u>1,771,317</u>	<u>1,770,722</u>

## 11 Related party disclosures

### (a) Parent Entity

The ultimate Australian parent entity is Macquarie Master Diversified Fixed Interest Fund, which at 30 June 2011 owns 60.77% (2010: 65.95%) of the units of Macquarie Global Bond Fund.

### (b) Responsible Entity

The Responsible Entity of Macquarie Global Bond Fund is Macquarie Investment Management Limited ("MIML"), a wholly owned subsidiary of Macquarie Group Limited.

## 11 Related party disclosures (continued)

### (c) Key management personnel

The following persons held office as directors of MIML during the year or since the end of the year and up to the date of this report:

R Cartwright  
V Malley  
C Vignes  
C Swanger (resigned 21/06/2011)  
K Vincent (appointed 21/06/2011)  
T Graham  
B N Terry

No amount is paid by the Trust directly to the directors of the Responsible Entity. Consequently, no compensation as defined in AASB 124 "Related Party Disclosures" is paid by the Trust to the directors as key management personnel.

### (d) Key management personnel unitholdings

At 30 June 2011, no key management personnel held units in the Trust (2010: Nil).

### (e) Key management personnel loan disclosures

The Trust has not made, guaranteed or secured, directly or indirectly, any loans to the key management personnel or their personally related entities at any time during the reporting period.

### (f) Responsible Entity's fees and other transactions

For the year ended 30 June 2011, in accordance with the Trust Constitution, the Responsible Entity received a total fee of 0.77% of net asset value (inclusive of GST, net of RITC available to the Trust) per annum (2010: 0.31%).

All expenses in connection with the preparation of accounting records and the maintenance of the unit register have been fully borne by the Responsible Entity.

All related party transactions are conducted on normal commercial terms and conditions. The transactions during the year and amounts payable at year end between the Trust and the Responsible Entity were as follows:

	30 June 2011 \$	30 June 2010 \$
Management fees for the year paid by the Trust to the Responsible Entity	<u>771,229</u>	<u>801,444</u>
Rebate of management fees received from the Responsible Entity*	<u>8</u>	<u>23</u>
Aggregate amounts payable to the Responsible Entity at the reporting date	<u>283,248</u>	<u>173,230</u>

\* The Responsible Entity rebates management fees charged by other trusts managed by the Responsible Entity where the Trust invests into those trusts.

## 11 Related party disclosures (continued)

### (g) Related party schemes' unitholdings

Parties related to the Trust (including MIML, its related parties and other schemes managed by MIML), held units in the Trust as follows:

30 June 2011

Unitholder	Number of units held opening (Units)	Number of units held closing (Units)	Interest held (%)	Number of units acquired (Units)	Number of units disposed (Units)	Distributions paid/payable by the Trust (\$)
Master Diversified Fixed Interest Fund	150,316,293	122,090,698	60.77	25,962,667	(54,188,262)	20,945,608
Macquarie Balanced Growth Fund	31,805,846	38,827,423	19.33	8,511,446	(1,489,869)	5,166,268
Life Pension Global Bond Pool	13,188,934	13,999,051	6.97	2,235,877	(1,425,760)	1,862,675
Life Global Bond Fund	9,801,718	11,196,165	5.57	1,786,112	(391,665)	1,489,730
Master Global Bond Fund	7,772,658	-	-	491,484	(8,264,142)	-
Macquarie Capital Stable Fund	5,980,359	5,747,427	2.86	921,096	(1,154,028)	764,737
Flexible Investment Fund Balanced	5,742,938	6,144,419	3.06	1,001,566	(600,085)	833,228
Flexible Investment Fund Income Advantage	2,078,039	1,892,364	0.94	321,562	(507,237)	267,461
Global Bond Solution	778,138	-	-	5,225	(783,363)	-
Flexible Investment Fund Managed Growth	448,255	461,590	0.23	73,900	(60,565)	61,418
Total	<u>227,913,178</u>	<u>200,359,137</u>		<u>41,310,935</u>	<u>(68,864,976)</u>	<u>31,391,125</u>

30 June 2010

Unitholder	Number of units held opening (Units)	Number of units held closing (Units)	Interest held (%)	Number of units acquired (Units)	Number of units disposed (Units)	Distributions paid/payable by the Trust (\$)
Master Diversified Fixed Interest Fund	160,042,231	150,316,293	65.95	15,379,188	(25,105,126)	10,343,026
Macquarie Balanced Growth Fund	28,248,492	31,805,846	13.96	3,557,354	-	2,098,006
Life Pension Global Bond Pool	12,517,694	13,188,934	5.79	1,042,085	(1,370,845)	-
Life Global Bond Fund	8,728,390	9,801,718	4.30	1,786,835	(713,507)	-
Master Global Bond Fund	7,701,535	7,772,658	3.41	2,241,245	(2,170,122)	551,871
Macquarie Capital Stable Fund	6,470,383	5,980,359	2.62	457,991	(948,015)	416,890
Flexible Investment Fund Balanced	5,271,046	5,742,938	2.52	997,842	(525,950)	378,971
Flexible Investment Fund Income Advantage	2,244,019	2,078,039	0.91	150,955	(316,935)	137,422
Global Bond Solution	54,507,733	778,138	0.34	379,617	(54,109,212)	98,520
Flexible Investment Fund Managed Growth	455,295	448,255	0.20	33,212	(40,252)	30,302
Total	<u>286,186,818</u>	<u>227,913,178</u>		<u>26,026,324</u>	<u>(85,299,964)</u>	<u>14,055,008</u>

## 11 Related party disclosures (continued)

### (h) Investments

The Trust held investments in the following Trusts which are also managed by MIML or its related parties:

	Fair value of investment		Interest held		Distributions received/receivable	
	2011 \$	2010 \$	2011 %	2010 %	2011 \$	2010 \$
Macquarie Treasury Plus Fund	-	2,850	-	0.01	132	114
Total	<u>-</u>	<u>2,850</u>			<u>132</u>	<u>114</u>

There are no distributions receivable from the underlying trusts as at 30 June 2011 (2010: \$Nil).

### (i) Other transactions within the Trust

Apart from those details disclosed in this note, no key management personnel have entered into a material contract with the Trust since the end of the previous financial year and there were no material contracts involving director's interests subsisting at year end.

The bank accounts for the Trust may be held with Macquarie Bank Limited. The Trust may use Macquarie Securities (Australia) Limited and Macquarie Bank Limited (both Macquarie Group entities) for broking and clearing services respectively. Fees and expenses are negotiated on an arm's length basis for all transactions with related parties.

The sub-investment manager, Macquarie Bank International Limited, is a wholly owned subsidiary of Macquarie Group Limited.

## 12 Reconciliation of profit to net cash inflow from operating activities

	30 June 2011 \$'000	30 June 2010 \$'000
<b>(a) Reconciliation of profit to net cash inflow from operating activities</b>		
Profit/loss for the year	-	-
(Decrease)/increase in net assets attributable to unitholders	(20,114)	6,441
Net gains on financial instruments held at fair value through profit or loss	(12,006)	(22,854)
Proceeds from sale of financial instruments held at fair value through profit or loss	13,649,167	11,784,127
Purchase of financial instruments held at fair value through profit or loss and derivative financial instruments	(13,615,994)	(11,726,382)
Distributions to unitholders	31,476	15,601
Movement in amortised interest on securities held for trading	5,807	7,783
Net change in receivables and other assets	19	(22)
Net change in payables and other liabilities	110	(34)
<b>Net cash inflow from operating activities</b>	<u>38,465</u>	<u>64,660</u>
<b>(b) Non-cash financing and investing activities</b>		
During the year, the following distribution payments were satisfied by the issue of units under the distribution reinvestment plan	<u>31,391</u>	<u>15,601</u>

### (b) Non-cash financing and investing activities

During the year, the following distribution payments were satisfied by the issue of units under the distribution reinvestment plan

<u>31,391</u>	<u>15,601</u>
---------------	---------------

As described in note 2(j), income not distributed is included in net assets attributable to unitholders. The change in this amount each year (as reported in (a) above) represents a non-cash financing cost as it is not settled in cash until such time as it becomes distributable (i.e. taxable).

### **13 Events occurring after year end**

No significant events have occurred since year end which would impact on the financial position of the Trust disclosed in the statement of financial position as at 30 June 2011 or on the results and cash flows of the Trust for the year ended on that date.

### **14 Contingent assets, contingent liabilities and commitments**

There are no outstanding contingent assets, contingent liabilities or commitments as at 30 June 2011 and 30 June 2010.


## Directors' declaration

In the opinion of the directors of the Responsible Entity:

- (a) the financial statements and notes set out on pages 6 to 31 are in accordance with the *Corporations Act 2001*, including:
  - (i) complying with Accounting Standards, the *Corporations Regulations 2001* and other mandatory professional reporting requirements; and
  - (ii) giving a true and fair view of the Trust's financial position as at 30 June 2011 and of its performance, for the financial year ended on that date; and
- (b) there are reasonable grounds to believe that the Trust will be able to pay its debts as and when they become due and payable.

The directors declare that the notes to the financial statements include an explicit and unreserved statement of compliance with the International Financial Reporting Standards (see note 2(a)).

This declaration is made in accordance with a resolution of the directors.



R Cartwright  
Director

Sydney  
29 August 2011

## Independent auditor's report to the unitholders of Macquarie Global Bond Fund

We have audited the accompanying financial report of Macquarie Global Bond Fund (the "fund"), which comprises the statement of financial position as at 30 June 2011, the statement of comprehensive income, statement of changes in equity and statement of cash flows for the year then ended, notes comprising a summary of significant accounting policies and other explanatory information, and the directors' declaration.

### Directors' responsibility for the financial report

The directors of Macquarie Investment Management Limited, the responsible entity of the fund, are responsible for the preparation of the financial report that gives a true and fair view in accordance with Australian Accounting Standards and the *Corporations Act 2001* and for such internal controls as the directors determine are necessary to enable the preparation of the financial report that is free from material misstatement, whether due to fraud or error. In Note 2, the directors also state, in accordance with Accounting Standard AASB 101 *Presentation of Financial Statements*, that the financial statements comply with *International Financial Reporting Standards*.

### Auditor's responsibility

Our responsibility is to express an opinion on the financial report based on our audit. We conducted our audit in accordance with Australian Auditing Standards. Those standards require that we comply with relevant ethical requirements relating to audit engagements and plan and perform the audit to obtain reasonable assurance about whether the financial report is free from material misstatement.

An audit involves performing procedures to obtain audit evidence about the amounts and disclosures in the financial report. The procedures selected depend on the auditor's judgment, including the assessment of the risks of material misstatement of the financial report, whether due to fraud or error. In making those risk assessments, the auditor considers internal controls relevant to the preparation of the financial report that gives a true and fair view in order to design audit procedures that are appropriate in the circumstances, but not for the purpose of expressing an opinion on the effectiveness of the responsible entity's internal controls. An audit also includes evaluating the appropriateness of accounting policies used and the reasonableness of accounting estimates made by the directors, as well as evaluating the overall presentation of the financial report.

We believe that the audit evidence we have obtained is sufficient and appropriate to provide a basis for our audit opinion.

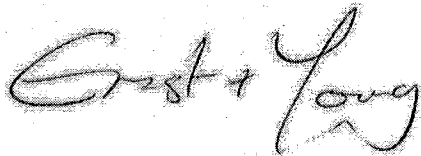
### Independence

In conducting our audit we have complied with the independence requirements of the *Corporations Act 2001*. We have given to the directors of the responsible entity a written Auditor's Independence Declaration, a copy of which is included with the directors' report.


## Opinion

In our opinion:

- a. the financial report of Macquarie Global Bond Fund is in accordance with the *Corporations Act 2001*, including:
  - i. giving a true and fair view of the fund's financial position as at 30 June 2011 and of its performance for the year ended on that date; and
  - ii. complying with Australian Accounting Standards and the *Corporations Regulations 2001*; and
- b. the financial report also complies with *International Financial Reporting Standards* as disclosed in Note 2.



Ernst & Young



Darren Handley-Greaves  
Partner  
Sydney  
29 August 2011